

VU Research Portal

Chinese postman games with multi-located players

Estévez-Fernández, Arantza; Hamers, Herbert

published in

European Journal of Operational Research
2020

DOI (link to publisher)

[10.1016/j.ejor.2020.01.062](https://doi.org/10.1016/j.ejor.2020.01.062)

document version

Publisher's PDF, also known as Version of record

document license

Article 25fa Dutch Copyright Act

[Link to publication in VU Research Portal](#)

citation for published version (APA)

Estévez-Fernández, A., & Hamers, H. (2020). Chinese postman games with multi-located players. *European Journal of Operational Research*, 285(2), 458-469. <https://doi.org/10.1016/j.ejor.2020.01.062>

General rights

Copyright and moral rights for the publications made accessible in the public portal are retained by the authors and/or other copyright owners and it is a condition of accessing publications that users recognise and abide by the legal requirements associated with these rights.

- Users may download and print one copy of any publication from the public portal for the purpose of private study or research.
- You may not further distribute the material or use it for any profit-making activity or commercial gain
- You may freely distribute the URL identifying the publication in the public portal

Take down policy

If you believe that this document breaches copyright please contact us providing details, and we will remove access to the work immediately and investigate your claim.

E-mail address:

vuresearchportal.ub@vu.nl



Discrete Optimization

Chinese postman games with multi-located players

Arantza Estévez-Fernández^{a,*}, Herbert Hamers^b^aTinbergen Institute and Department of Econometrics & OR, Vrije Universiteit Amsterdam, De Boelelaan 1105, Amsterdam, the Netherlands^bCentER and Department of Econometrics & OR, Tilburg University, P.O. Box 90153,5000 LE, Tilburg, the Netherlands

ARTICLE INFO

Article history:

Received 29 October 2018

Accepted 31 January 2020

Available online 22 February 2020

Keywords:

Game theory

Chinese postman games with multi-located players

Totally balanced game

Submodular game

Assignment function

ABSTRACT

This paper analyses Chinese postman games with multi-located players, which generalize Chinese postman games by dropping the one-to-one relation between edges and players. In our model, we allow players to be located on more than one edge, but at most one player is located on each edge. The one-to-one relation between edges and players is essential for the equivalence between Chinese postman-totally balanced and Chinese postman-submodular graphs shown in the literature. We illustrate the invalidity of this result in our model. Besides, the location of the post office has a relevant role in the submodularity and totally balancedness of Chinese postman games with multi-located players. Therefore, we focus on sufficient conditions on the assignment of players to edges to ensure submodularity of Chinese postman games with multi-located players, independently of the associated travel costs. Moreover, we provide some insights on the difficulty of finding necessary conditions on assignment functions to this end.

© 2020 Elsevier B.V. All rights reserved.

1. Introduction

In this paper, we analyse Chinese postman games with multi-located players (cpmlp games), which generalize Chinese postman games. In a Chinese postman problem, a postman has to visit a group of customers located at the edges of a graph starting and ending in a specific node, referred to as the post office. One can see it as a service provider that has to visit a group of clients. Usually, there are travelling costs associated with the visit. The relevant question is, then, how to reduce the travel costs of visiting all customers. When the customers have to pay for these costs, a second question arises: how to divide the travel costs among all customers. The analysis of the operational research problem dates back to Mei-Ko Kwan (1960), Mei-Ko Kwan (1962), and Edmonds and Johnson (1973), while the allocation problem was first addressed in a game-theoretical framework in Hamers, Borm, van de Leensel, and Tijs (1999). In their work, they represent the city by a graph and assume a one-to-one relation between the set of customers and the set of edges of the graph. They introduce Chinese postman games by defining the value of a group of customers (or coalition) as the minimum cost over all possible walks for the coalition. Here, a walk is a tour that starts at the post office, visits each customer, and goes back to the post office at the end. Moreover, they illustrate that Chi-

nese postman games need not be balanced in general, although they are always balanced when the underlying graph is a bridge-connected Euler graph (or weakly Euler graph in the terminology of Granot, Hamers, & Tijs, 1999). Following the work of Hamers et al. (1999), Hamers (1997) shows that Chinese postman games are always submodular when the underlying graph is a weakly Euler graph cycle. Granot et al. (1999) further investigate Chinese postman games in the same framework as Hamers et al. (1999). They define Chinese postman-submodular, Chinese postman-totally balanced, and Chinese postman-balanced graphs. A graph G is Chinese postman-submodular if any associated Chinese postman game with underlying graph G is submodular, independently of the post office location and of the travel costs. Similarly, they define Chinese postman-totally balanced and Chinese postman-balanced graphs. They show the equivalence between undirected weakly cyclic graphs, Chinese postman-submodular graphs, and Chinese postman-totally balanced graphs. Further, they show that the class of undirected Chinese postman-balanced graphs is the class of weakly Euler graphs. Following Granot et al. (1999) and Granot and Hamers (2004) analyse the equivalence between Chinese postman-submodular (as well as balanced and totally balanced) graphs and traveling salesman-submodular (respectively, balanced and totally balanced) graphs. Granot, Hamers, Kuipers, and Maschler (2011) allow for edges not to be assigned to players. They investigate the class of graphs for which the associated Chinese postman game is balanced and the players on a road always pay exactly the cost of the road at each core point, independently of the location of the post office and the travelling costs.

* Corresponding author.

E-mail addresses: arantza.estevezfernandez@vu.nl (A. Estévez-Fernández), h.j.m.hamers@tilburguniversity.edu (H. Hamers).

In this paper, we drop the one-to-one relation between the set of customers (from now on players) and the set of edges. The one-to-one relation between players and some relevant feature of an underlying operational-research problem is common to the literature of OR-games (cf. Borm, Hamers, & Hendrickx, 2001). Lately, this one-to-one relation has been dropped as in Calleja, Estévez-Fernández, Borm, and Hamers (2006) and Estévez-Fernández, Borm, Calleja, and Hamers (2008) in the context of sequencing games, Miquel, van Velzen, Hamers, and Norde (2006) in the context of fixed tree games, and Miquel, van Velzen, Hamers, and Norde (2009) in the context of assignment games.

In our cpmlp model, a player can be present in more than one edge, but no edge can have more than one player. Moreover, we also allow for an edge to have no players, in which case we call it a public edge. As an example of this generalization, we can consider a courier company that needs to deliver packages to several companies. A specific company may have several locations where the delivery of all its packages can take place and, afterwards, the company will internally redistribute the packages to the correct destination. In this way, the courier company only needs to visit one location of each company. We show, contrary to the results in Granot et al. (1999), that cpmlp games with underlying undirected weakly cyclic graphs do not need to be submodular. Moreover, we show that submodularity and totally balancedness are not equivalent concepts any longer. Furthermore, the location of the post office in the graph plays a relevant role in total balancedness and submodularity of the associated cpmlp games. This shortcoming leads us to focus on conditions on the assignment of players to edges that ensure submodularity of the associated cpmlp game. Given an undirected rooted graph G , an assignment of players to edges is submodular if the associated cpmlp game is always submodular, independently of the travel costs. Here, we restrict our analysis to weak cycles since Chinese postman games in the framework of Granot et al. (1999) are a special case of cpmlp games. We give sufficient conditions for an assignment of players to edges to be submodular for trees. Moreover, using these conditions, we also provide sufficient conditions for an assignment of players to edges to be submodular for cycles and for weak cycles. Unfortunately, these requirements are not necessary as well. We give insightful examples that outline the complexity of finding necessary conditions for submodular assignments of players to edges.

Chinese postman games with a tree as underlying graph are related to fixed tree games. Given a rooted weighted undirected tree, we can consider both an associated Chinese postman game and an associated fixed tree game. In a Chinese postman game, the players are located in the edges while in a fixed tree game, the players are located in the nodes. Reallocating a player in a node to the incident edge that is used in the path going from the root to the node, the value of a coalition in the Chinese postman game is twice the value of that same coalition in the fixed tree game. Therefore, both games share the same properties. Miquel et al. (2006) analyse fixed tree games with multi-located players as a generalization of fixed tree games. They allow players to be located in more than one node except for players located in leaf nodes (nodes with no followers). Moreover, each leaf is occupied by a player, that is, it cannot be left empty. By imposing these restrictions, they ensure that the whole tree will be used by the grand coalition. They show that fixed tree games with multi-located players are always submodular. Therefore, given a rooted tree, every assignment function that assigns every edge incident with a leaf to players owning only one edge are submodular. Reversely, if we drop the restriction in Miquel et al. (2006) about leafs being owned by players that do not have multiple locations, we can translate the condition on pairwise tree-admissibility with respect to the post office to fixed tree games with multi-located players.

The structure of the paper is as follows. Section 2 gives the preliminary definitions and results used in the remaining of the paper. Section 3 introduces Chinese postman games with multi-located players and motivates the analysis of submodular assignment of players to edges. Section 4 is devoted to submodular assignments of players to edges for trees, while Section 5 follows suit for cycles, and Section 6 for weak cycles.

2. Preliminaries

A cooperative (cost) game in characteristic function form is a pair (N, c) where N is a finite set of players and $c: 2^N \rightarrow \mathbb{R}$ satisfies $c(\emptyset) = 0$. In general, $c(S)$ represents the value of coalition S , that is, the joint costs that are incurred by the coalition when its members decide to cooperate. A cooperative game is a tool used to solve an allocation problem: how to share the total costs arising from the cooperation of all players. One highly accepted solution concept within game theory is the core of a game. The **core** of a game (N, c) , **Core** (c) , is the set of efficient allocations of $c(N)$ to which no coalition can reasonably object (cf. Gillies, 1953). Formally,¹

$$\text{Core}(c) = \{x \in \mathbb{R}^N \mid x(N) = c(N), x(S) \leq c(S) \text{ for all } S \subset N\}.$$

A game (N, c) is *balanced* (see Bondareva, 1963; Shapley, 1967) if, and only if, it has a nonempty core. A game (N, c) is *totally balanced* if for each coalition $S \subset N$, the subgame (S, c_S) is balanced, where c_S is the restriction of c to S . A game (N, c) is *monotonic* if for every $S, T \subset N$ with $S \subset T$, $c(S) \leq c(T)$. A game (N, c) is **subadditive** if for every $S, T \subset N$ with $S \cap T = \emptyset$, $c(S \cup T) \leq c(S) + c(T)$. An important class of (totally) balanced games is the class of submodular (or concave) games. A game (N, c) is **submodular** (or **concave**) if for every $i \in N$ and every $S \subset T \subset N \setminus \{i\}$, $c(S \cup \{i\}) - c(S) \geq c(T \cup \{i\}) - c(T)$.

An (undirected) **graph** G is a pair (V, E) in which V is the finite set of nodes and $E \subset \{\{v, w\} \subset V : v \neq w\}$ is the set of edges. In general, given a graph G , $\mathbf{V}(G)$ and $\mathbf{E}(G)$ denote the set of nodes and the set of edges of G , respectively. For $v \in V$ and $e \in E$, we say that v and e are **incident** if $v \in e$, and **edges** (v) denotes the set of edges that are incident with v .

A **walk**, ω , from node v to w is an alternating sequence of nodes and edges, $w_0, e_1, w_1, \dots, w_{q-1}, e_q, w_q$, where $w_0 = v$, $w_q = w$, and $e_l = \{w_{l-1}, w_l\}$ for every $l \in \{1, \dots, q\}$. For notational convenience, we sometimes describe a walk ω as a sequence of nodes $w_0, w_1, \dots, w_{q-1}, w_q$, with $\{w_{l-1}, w_l\} \in E$ for every $l \in \{1, \dots, q\}$. $\mathbf{G}(\omega)$ denotes the associated graph with set of nodes $\{w_0, w_1, \dots, w_q\}$ and set of edges $\{e_1, \dots, e_q\}$, which we denote by $\mathbf{V}(\omega)$ and $\mathbf{E}(\omega)$, respectively. **Walks** (v, w) denotes the set of walks from v to w . A **closed walk** is a walk with $w_0 = w_q$.

A **path**, π , from node v to w is a walk in which no node is repeated. $\mathbf{G}(\pi)$ denotes the corresponding graph with set of nodes $\mathbf{V}(\pi)$ and set of edges $\mathbf{E}(\pi)$. **Paths** (v, w) denotes the set of paths from v to w . It is well known that from any walk between two distinct nodes, we can always construct a path between those nodes (cf. Rahman, 2017).

A **cycle**, C , is a walk $w_0, e_1, w_1, \dots, w_{q-1}, e_q, w_q$, with $w_0 = w_q$ and where w_1, \dots, w_q are distinct. With minor abuse of language, we refer to a cycle C as the graph with nodes $\mathbf{V}(C)$ and edges $\mathbf{E}(C)$. In a cycle, every node has exactly two incident edges and every pair of distinct nodes can be connected by exactly two paths. A **rooted cycle** C with root $v_0 \in \mathbf{V}(C)$ is a cycle where node v_0 is singled out.

Given a graph G , a subset V' of $\mathbf{V}(G)$ is called **connected** if for every $v, w \in V'$, there is a path from v to w using only nodes of

¹ Here and further, for any vector $x \in \mathbb{R}^N$, we denote $x(S) := \sum_{i \in S} x_i$.

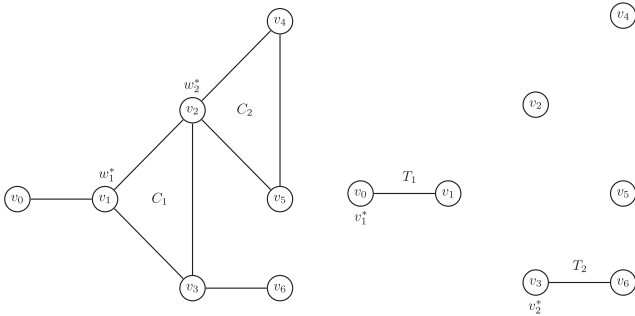


Fig. 1. Decomposition of a weak cycle into trees and cycles.

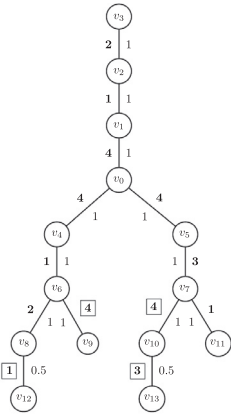


Fig. 2. Cpmpl problem in Example 3.1.

V' . A subset V' of $V(G)$ is called **maximally connected** or **component** if V' is connected and for any $w \in V(G) \setminus V'$, $V' \cup \{w\}$ is not connected.

A graph $G = (V, E)$ is a **forest** if it has no cycles and a **tree** if it is a connected forest. In a tree, two distinct nodes are connected by exactly one path. Given $u, v \in V$, we denote by $\pi(u, v)$ the unique path connecting both nodes. A **rooted tree** $G = (V, E)$ with root $v_0 \in V$ is a tree where node $v_0 \in V$ is singled out.

A graph $G = (V, E)$ is a **weak cycle** if it is a connected graph and each edge belongs to at most one cycle. A **cycle** belonging to a weak cycle is called a **leaf** if it has at most one node with more than two incident edges (C_2 is a leaf cycle in Fig. 1). A rooted weak cycle $G = (V, E)$ with root $v_0 \in V$ is a weak cycle where node $v_0 \in V$ is singled out. The rooted weak cycle G can be decomposed into a union of rooted trees and rooted cycles which set of edges are pairwise disjoint. Formally, given G a weak cycle, let C_1, \dots, C_r be the cycles contained in G and let V_1, \dots, V_s be the components of $(V(G), E(G) \setminus (\cup_{l=1}^r E(C_l)))$ that are not singletons, that is, $|V_l| \geq 2$ for $l \in \{1, \dots, s\}$. For $l \in \{1, \dots, s\}$, let T_l be the tree with node set V_l and edge set $E_l = \{\{v, w\} \in E \mid v, w \in V_l\}$ and let v_l^* be the node that is always visited in any walk from v_0 to any node in V_l . Then, T_l is a rooted tree with root v_l^* , $l \in \{1, \dots, s\}$. Moreover, for any $l \in \{1, \dots, r\}$, let $w_l^* \in V(C_l)$ be the node that is always visited in any walk from v_0 to any node in C_l . Then, C_l is a rooted cycle with root w_l^* , $l \in \{1, \dots, r\}$. Therefore, G can be seen as a union of rooted cycles (C_l, w_l^*) , $l = 1, \dots, r$, and rooted trees (T_l, v_l^*) , $l = 1, \dots, s$, with $E(C_1), \dots, E(C_r), E(T_1), \dots, E(T_s)$ pairwise disjoint (see Fig. 1).

Let G be a weak cycle and let ω be a closed walk in G . The associated graph $G(\omega)$ is also a weak cycle. Moreover, we can always construct another closed walk $\bar{\omega}$ that have the same nodes and edges than ω and such that each edge belonging to a cycle of $G(\omega)$ appears exactly once in $\bar{\omega}$, while all other edges appear exactly twice. In this case, $G(\omega) = G(\bar{\omega})$. We say that $\bar{\omega}$ is an **es-**

sential walk. Conversely, associated with each connected subset $V' \subset V(G)$, we can always construct a closed essential walk ω satisfying: (i) $V(\omega) = V'$ and (ii) $E(\omega) = \{\{u, v\} \in E(G) \mid u, v \in V'\}$. We say that a closed essential walk ω satisfying these two conditions is a **walk associated with V'** . Obviously, there might be more than one walk associated with V' .

3. Chinese postman games with multi-located players

In this section, we introduce Chinese postman games with multi-located players. For this, we first need to formally introduce Chinese postman problems with multi-located players.

In a Chinese postman problem with multi-located players (cpmlp problem), a postman, starting from the post office, has to visit a (finite) set N of customers (or players) in a city and return to the post office at the end. The map of the city is represented by a graph G and the players are located in the edges of the graph. Here, a player may be located on more than one edge, but on each edge, only one player may be located. Associated with each edge, there is a non-negative cost. The cpmlp problem consists in finding a walk at minimal cost that visits all players at least on one location. Formally, a cpmlp problem is a 5-tuple (G, v_0, t, N, p) where G is the graph representing the map of the city; v_0 is the node where the post office is located; $t : E(G) \rightarrow \mathbb{R}_+$ is the cost function on the edges of G ; N is the set of players; and $p : E(G) \rightarrow N \cup \{0\}$ is a function placing players on edges, where $p(e) = i$, $i \in N$, means that player i is located on edge $e \in E(G)$, and $p(e) = 0$ means that no player is located on edge $e \in E(G)$. If $p(e) = 0$ for $e \in E(G)$, we say that **edge e is public**.

Next to the optimization problem, we consider an allocation problem: how to divide the minimal cost of visiting all players among them. To solve this problem, we consider Chinese postman games with multi-located players (cpmlp games). Before the formal introduction, we give some new concepts. Let $S \subset N$ be a coalition of players and assume that the postman only has to visit the players in S . We define an **S-walk** as a closed walk that visits all players in S at least once (that is, the postman visits at least one edge of each player in S). An S -walk starts and finishes in v_0 , may visit the same edge more than once, and may visit edges not assigned to members of S . We denote the set of all S -walks by $\mathbf{W}(S)$.

The **cpmlp game**, (N, c) , associated to the cpmlp problem (G, v_0, t, N, p) is defined by

$$c(S) = \min \left\{ \sum_{l=1}^q t(e_l) \mid v_0, e_1, w_1, \dots, w_{q-1}, e_q, v_0 \in \mathbf{W}(S) \right\}$$

for every $S \subset N$. It is readily verified that (N, c) is monotonic and subadditive.

Given a cpmlp problem (G, v_0, t, N, p) and a player $i \in S$, there may exist edges assigned to i that can only be visited using other edges that are also occupied by i . Hence, i 's ownership of these edges is not relevant for our game since any S -walk visiting them, already visits other edges of i . These edges are redundant for the definition of the game and can be considered public.

The following example illustrates redundant edges.

Example 3.1. Let (G, v_0, t, N, p) be the cpmlp problem described in Fig. 2. There, and in the remaining, the numbers in boldface represent the players located on the edge (or 0 if the edge is public) and the non-boldface numbers represent the cost of the edges. Here, edge $\{v_8, v_{12}\}$ is redundant for player **1** since edge $\{v_4, v_6\}$ is always visited in any walk starting at v_0 and including $\{v_8, v_{12}\}$. Similarly, edge $\{v_{10}, v_{13}\}$ is redundant for player **3**, and edges $\{v_6, v_9\}$ and $\{v_7, v_{10}\}$ are redundant for player **4**.

◇

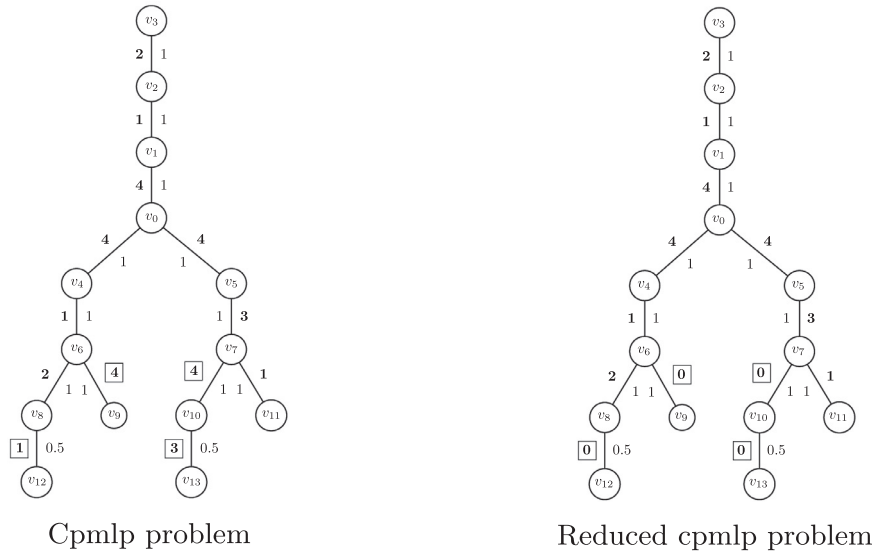


Fig. 3. Cpmpl problem and reduced cpmpl problem in Example 3.1.

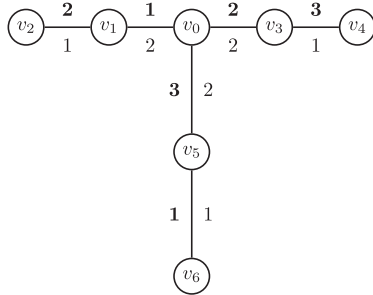


Fig. 4. Cpmpl problem in Example 3.2.

Formally, given a cpmpl problem (G, v_0, t, N, p) , we associate the **reduced cpmpl problem**, (G, v_0, t, N, p^r) , where p^r is defined as follows: $p^r(e) = i$ with $i \in N$ if $p(e) = i$ and there exist at least one walk $\omega \in W(\{i\})$ such that $e \in E(\omega)$ and $p(\bar{e}) \neq i$ for every $\bar{e} \in E(\omega) \setminus \{e\}$; otherwise, $p^r(e) = 0$. We denote by $M(G, v_0, t, N, p^r)$ the set of players that own multiple edges according to p^r . Formally,

$$M(G, v_0, t, N, p^r) = \{i \in N \mid |(p^r)^{-1}(i)| > 1\}.$$

If no confusion is to be expected, we denote M instead of $M(G, v_0, t, N, p^r)$. We denote by (N, c^r) the cpmpl game associated to (G, v_0, t, N, p^r) . Fig. 3 illustrates how to obtain the reduced cpmpl problem in Example 3.1.

The following result is straightforward and, therefore, the proof is omitted.

Theorem 3.1. *Let (G, v_0, t, N, p) be a cpmpl problem, let (G, v_0, t, N, p^r) be the reduced cpmpl problem, and let (N, c) and (N, c^r) be the corresponding cpmpl games. Then, $c = c^r$.*

If p is a one-to-one relation with N , that is, $p^{-1}(0) = \emptyset$ and $|p^{-1}(i)| = 1$ for every $i \in N$, then, both the cpmpl problem and corresponding game coincide with the Chinese postman problem and the corresponding game introduced in Hamers et al. (1999). Granot et al. (1999) study Chinese postman-balanced, Chinese postman-totally balanced, and Chinese postman-submodular (cp-balanced, cp-totally balanced, and cp-submodular) graphs for Chinese postman games. A graph is cp-submodular if the corresponding Chinese postman game is always submodular, independently of the

edge costs and the post office location. Similarly, they define cp-balanced and cp-totally balanced graphs. In Granot et al. (1999), each edge belongs to one player and each player has exactly one edge. They obtain the following result.

Theorem 3.2. (Granot et al., 1999) *Let G be a connected undirected graph. Then, the three following statements are equivalent:*

- (i) G is weakly cyclic,
- (ii) G is cp-submodular,
- (iii) G is cp-totally balanced.

The following examples illustrate that Theorem 3.2 does not hold if the one-to-one relation between the set of edges and the set of players is violated. First, we give an example of a cpmpl game associated to a cpmpl problem with a weak cycle that is not balanced.

Example 3.2. Let (G, v_0, t, N, p) be the cpmpl problem described in Fig. 4. Here, $p^r = p$.

The associated cpmpl game has values: $c(\{1\}) = c(\{2\}) = c(\{3\}) = 4$, $c(\{1, 2\}) = c(\{1, 3\}) = c(\{2, 3\}) = 6$ and $c(N) = 10$. The game is not balanced. To see this, suppose that $x \in \text{Core}(c)$. Then, $x_1 + x_2 + x_3 = 10$ and $x_1 + x_2 \leq 6$, $x_1 + x_3 \leq 6$, $x_2 + x_3 \leq 6$. Adding all inequalities together, we have

$$20 = 2(x_1 + x_2 + x_3) = x_1 + x_2 + x_1 + x_3 + x_2 + x_3 \leq 6 + 6 + 6 = 18$$

which establishes a contradiction to our premise $x \in \text{Core}(c)$. Thus, (N, c) is not balanced and, therefore, neither totally balanced, nor submodular. However, if the post office is situated at any other node, then, the associated cpmpl-game is submodular. \diamond

Second, we give an example of a cpmpl game associated to a cpmpl problem with a weak cycle that is totally balanced, but not submodular.

Example 3.3. Let (G, v_0, t, N, p) be the cpmpl problem described in Fig. 5. Here, $p^r = p$.

The associated cpmpl game has values: $c(\{1\}) = c(\{3\}) = 4$, $c(\{2\}) = c(\{1, 2\}) = 6$, $c(\{1, 3\}) = c(\{2, 3\}) = 8$ and $c(N) = 10$. The game is totally balanced since it has a nonempty core (for example, $(4, 2, 4) \in \text{Core}(c)$) and all subgames have a nonempty core, too. However, it is not submodular. Take $i = 1$, $S = \{2\}$, and $T = \{2, 3\}$. Then,

$$c(\{1, 2\}) - c(\{2\}) = 0 \not\geq 2 = c(\{1, 2, 3\}) - c(\{2, 3\}).$$

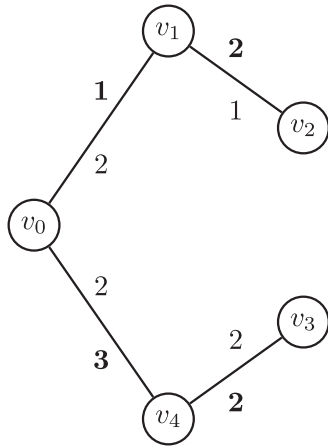


Fig. 5. Cpmlp problem in Example 3.3.

In fact, the game is not submodular since player 2 is visited on his edge $\{v_1, v_2\}$ for coalitions $\{2\}$, $\{1, 2\}$, and $\{1, 2, 3\}$, while he is visited on his edge $\{v_3, v_4\}$ for coalition $\{2, 3\}$. However, if the post office is situated at any other node, the associated cpmlp-game is submodular. \diamond

As illustrated in the examples above, as soon as we drop the one-to-one relation between the set of edges of the underlying graph and the set of players, Theorem 3.2 does not hold and the position of the post office plays a relevant role. In the remaining, we study sufficient conditions on the assignment of players to edges in order to ensure submodularity of the corresponding cpmlp game, independently of the cost function at hand. One of the admissibility conditions will be that all assignment functions that are a one-to-one function between the set of edges and the set of players are admissible. Due to this, it follows that the only graphs that combined with an admissible assignment function provide submodular cpmlp games are weakly cyclic (as seen in Granot et al., 1999).

Let G be a rooted graph with root v_0 and let N be a finite set. The assignment function $p: E(G) \rightarrow N \cup \{0\}$ is **submodular** if for every cost function $t: E(G) \rightarrow \mathbb{R}_+$, the cpmlp game (N, c) associated to the cpmlp problem (G, v_0, t, N, p) is submodular.

4. Submodular assignment functions for trees

In this section, we analyse restrictions on the assignments of players in trees to obtain submodularity of cpmlp games. Let (G, v_0, t, N, p) be a cpmlp problem where G is a tree (tree-cpmlp problem). Given a coalition $S \subset N$ and a walk $\omega \in W(S)$, it is readily seen that the associated graph, $G(\omega)$, is a tree. Since we are interested in walks that visit all players in S at minimum cost, we can restrict our analysis to essential closed walks. Then, we can write the value of coalition $S \subset N$ as

$$c(S) = \min_{\omega \in W(S)} 2 \sum_{e \in E(\omega)} t(e).$$

As illustrated in Examples 3.2 and 3.3, we encounter problems with submodularity of tree-cpmlp games when a player can be visited in different edges depending on the coalition at hand. Next, we define pairwise tree-admissibility with respect to the post office of an assignment function, which will be a sufficient condition to obtain submodularity of tree-cpmlp games. First, we need to introduce some preliminary notation.

Let G be a rooted tree with root v_0 and let $v \in V(G)$. We denote by $\text{Pr}(v)$ the set of predecessors of v , that is, the set of nodes that

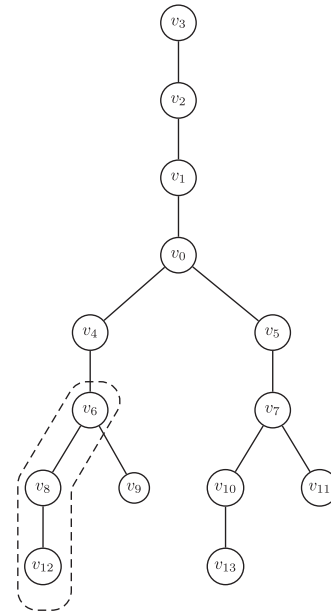


Fig. 6. Notions of predecessors and followers in a rooted tree.

precede v in the path from v_0 to v . Formally,

$$\text{Pr}(v) = \{u \in V \mid u \neq v, u \in V(\pi(v_0, v))\}.$$

We denote $\overline{\text{Pr}}(v) = \text{Pr}(v) \cup \{v\}$. This induces a partial order \leq_G defined by

$$v \leq_G w \text{ if } v \in \overline{\text{Pr}}(w).$$

Besides, we write $v <_G w$ if $v \leq_G w$ and $v \neq w$. It follows that $\text{Pr}(v_0) = \emptyset$ and $v_0 \in \text{Pr}(v)$ for every $v \in V(G) \setminus \{v_0\}$. We denote by $\text{Fol}(v)$ the set of nodes that have v as a predecessor. Formally,

$$\text{Fol}(v) = \{u \in V \mid v <_G u\}.$$

We denote $\overline{\text{Fol}}(v) = \text{Fol}(v) \cup \{v\}$. Certainly, $\text{Fol}(v)$ may be empty. Let $v \in V$ and $e = \{v_1, v_2\} \in E$ be such that $v_1 <_G v_2$, $v_1, v_2 \in \overline{\text{Fol}}(v)$. Then, there exists a unique $\tilde{e} = \{v, \tilde{v}\} \in \text{edges}(v)$, $v <_G \tilde{v}$, such that $\tilde{e} \in E(\pi(v, v_2))$. Clearly, \tilde{e} may be e . We define the rooted tree $G(v, e) = (V(v, e), E(v, e))$ with root v by

$$V(v, e) = \{v\} \cup \overline{\text{Fol}}(\tilde{v}) \text{ and } E(v, e) = \{\{u, w\} \in E \mid u, w \in V(v, e)\}.$$

Surely, $G(v, e) = G(v, \tilde{e})$.

The following example illustrates the introduced notions.

Example 4.1. Let (G, v_0, t, N, p) be the cpmlp problem described in Fig. 6. The set of predecessors of v_6 is $\text{Pr}(v_6) = \{v_0, v_4\}$. The set of followers of v_6 is $\text{Fol}(v_6) = \{v_8, v_9, v_{12}\}$. Let $e = \{v_8, v_{12}\}$. Then, $\tilde{e} = \{v_6, v_8\}$ is the incident edge with v_6 belonging to $\pi(v_6, v_{12})$ and

$$G(v_6, \{v_8, v_{12}\}) = G(v_6, \{v_6, v_8\}),$$

which is encircled in the graph in Fig. 6. \diamond

Let (G, v_0, t, N, p) be a tree-cpmlp problem. We say that p is **pairwise tree-admissible with respect to v_0** if for every $v, w \in V(G)$, every $e \in \text{edges}(v)$ with $e \subset \overline{\text{Fol}}(v)$, and every $f \in \text{edges}(w)$ with $f \subset \overline{\text{Fol}}(w)$ such that $E(v, e) \cap E(w, f) = \emptyset$, at least one of the following conditions is satisfied:

1. $\min\{|p^r(E(v, e)) \cap N|, |p^r(E(w, f)) \cap N|\} = 1$,
2. $p^r(E(v, e)) \cap N = p^r(E(w, f)) \cap N$ with $|p^r(E(v, e)) \cap N| = 2$,
3. $p^r(E(v, e)) \cap p^r(E(w, f)) \cap N = \emptyset$.

Clearly, if p is a one-to-one relation with N , condition (iii) is always satisfied.

Before stating the main result of this section, we need to provide a preliminary result. It turns out that if p is pairwise tree-admissible with respect to v_0 , for each coalition S , there exists an optimal essential walk that visits each player in S exactly once with respect to p^r .

Lemma 4.1. *Let (G, v_0, t, N, p) be a tree-cpmlp problem with p pairwise tree-admissible with respect to v_0 . Then, for every $S \subset N$, there exists an optimal S -walk $\hat{\omega} \in W(S)$ such that $|\{e \in E(\hat{\omega}) \mid p^r(e) = i\}| = 1$ for every $i \in S$.*

Proof. Let $\omega \in W(S)$ be an optimal S -walk and assume that there exist $e_1, e_2 \in E(\omega)$ such that $p^r(e_1) = p^r(e_2) = i, i \in S$. We may assume that every edge in ω appears exactly twice. We construct optimal walks $\omega^1, \omega^2, \dots, \omega^m \in W(S)$ such that ω^m is in the conditions of the lemma.

Let $i_1 \in S$ with $|\{e \in E(\omega) \mid p^r(e) = i_1\}| = k_1 \geq 2$. We construct another optimal walk ω^1 such that $|\{e \in E(\omega^1) \mid p^r(e) = i_1\}| = 1$. Let $e_1, \dots, e_{k_1} \in E(\omega)$ be the edges in ω that belong to i_1 according to p^r and let $e_l = \{u_l, v_l\}$ with $u_l <_G v_l$. Assume, without loss of generality, that $e_1 \notin \bigcup_{l=2}^{k_1} E(u_l, e_l)$. Define $V^1 = V(\omega) \setminus (\bigcup_{l=2}^{k_1} (V(u_l, e_l) \setminus \{u_l\}))$ and let ω^1 be a closed walk associated with V^1 that starts and finishes in v_0 . We now consider two cases: (i) $|p^r(E(u_l, e_l)) \cap N| = 1$ for every $l \in \{2, \dots, k_1\}$ and (ii) $|p^r(E(u_l, e_l)) \cap N| > 1$ for $l \in \{1, \dots, k'\}$ with $1 < k' \leq k_1$.

(i) $|p^r(E(u_l, e_l)) \cap N| = 1$ for every $l \in \{2, \dots, k_1\}$.

In this case, the sets $E(u_1, e_1), \dots, E(u_{k_1}, e_{k_1})$ satisfy condition 1 of pairwise tree-admissibility with respect to v_0 and it readily follows that ω^1 is feasible for S since i_1 is still visited in edge e_1 and we only delete either public edges, or edges that are owned by i_1 . Moreover, by optimality of ω and construction of ω^1 , we have that ω^1 is also optimal.

(ii) $|p^r(E(u_l, e_l)) \cap N| > 1$ for $l \in \{1, \dots, k'\}$ with $1 < k' \leq k_1$.

Condition 3 of pairwise tree-admissibility with respect to v_0 cannot hold when considering the sets $E(u_1, e_1), \dots, E(u_{k'}, e_{k'})$ since $i_1 \in p^r(E(u_l, e_l)) \cap p^r(E(u_{\bar{l}}, e_{\bar{l}})) \cap N$ for each $l, \bar{l} \in \{1, \dots, k_1\}$. Then, we are in conditions 2 or 1 of pairwise tree-admissibility with respect to v_0 and $|p^r(E(u_l, e_l)) \cap N| = 1$ for $l \in \{k' + 1, \dots, k_1\}$. By condition 2 of pairwise tree-admissibility with respect to v_0 , it follows that $p^r(E(u_l, e_l)) \cap N = \{i_1, j\}$ with $j \in N$ for every $l \in \{1, \dots, k'\}$. If $j \in p^r(E(u_l, e_l)) \cap p^r(E(\omega))$ for some $l \in \{1, \dots, k'\}$, assume, without loss of generality, that $j \in p^r(E(u_1, e_1)) \cap p^r(E(\omega))$. Then, it readily follows that ω^1 is feasible for S since i_1 and j are still visited in edge e_1 and in $E(u_1, e_1) \cap E(\omega^1)$, respectively, and we only delete either public edges, or edges that are owned by i_1 or by j . Moreover, by optimality of ω and construction of ω^1 , we have that ω^1 is also optimal.

If $|\{e \in E(\omega^1) \mid p^r(e) = i\}| = 1$ for every $i \in S$, then, we are done. Otherwise, we repeat the above procedure for $i_2 \in S$ with $|\{e \in E(\omega^1) \mid p^r(e) = i_2\}| > 1$. In this way, we construct ω^2 such that $\omega^2 \in W(S)$, ω^2 optimal, and $|\{e \in E(\omega^2) \mid p^r(e) = i_l\}| = 1, l = 1, 2$. Successively, we construct ω^m satisfying $\omega^m \in W(S)$, ω^m optimal, and $|\{e \in E(\omega^m) \mid p^r(e) = i\}| = 1$ for every $i \in S$. Clearly, the procedure ends in a finite number of steps since S is finite. \square

The following example illustrates the necessity of pairwise tree-admissibility with respect to the post office in Lemma 4.1.

Example 4.2. Let (G, v_0, t, N, p) be the cpmlp problem described in Fig. 7. Here, $p^r = p$.

The assignment function is not pairwise tree-admissible since $p^r(v_0, \{v_0, v_1\}) = \{1, 2\}$ and $p^r(v_0, \{v_0, v_3\}) = \{1, 3\}$ and, therefore, neither of the three conditions is satisfied. Moreover, the graph associated to any optimal N -walk is G and, therefore, 1 is always

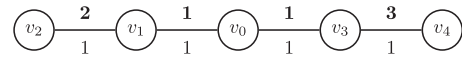


Fig. 7. Cpmlp problem in Example 4.2.

visited twice (otherwise either player 2, or player 3 would not be visited). \diamond

Theorem 4.2. *Let G be a rooted tree with root v_0 and let N be a finite set. If $p: E(G) \rightarrow N \cup \{0\}$ is pairwise tree-admissible with respect to v_0 , then, p is submodular.*

Proof. Let $t: E(G) \rightarrow \mathbb{R}_+$ be a cost function. We show that the cpmlp game (N, c) associated to the cpmlp problem (G, v_0, t, N, p) is submodular. Namely, we show that for every $i \in N$ and every $S \subset T \subset N \setminus \{i\}$,

$$c(S \cup \{i\}) + c(T) \geq c(T \cup \{i\}) + c(S). \tag{1}$$

Notice that if either $c(S \cup \{i\}) = c(T \cup \{i\})$, or $c(T) = c(T \cup \{i\})$, then, the above inequality is satisfied by monotonicity of (N, c) . Therefore, we only need to verify the inequality when both $c(S \cup \{i\}) < c(T \cup \{i\})$ and $c(T) < c(T \cup \{i\})$. We distinguish between two cases: $i \in N \setminus M$ and $i \in M$.

Case 1: $i \in N \setminus M$.

Before showing this case, we need to fix some notation. Let $i \in N \setminus M$ and $R \subset N$ (notice that i may, or may not, belong to R). We denote by $\mathbf{e}(i) = \{u(i), v(i)\}$, with $u(i) <_G v(i)$, the unique edge assigned to i according to p^r . We denote by $\hat{\omega}_R \in W(R)$ an optimal walk for R under the conditions of Lemma 4.1, that is, every edge in $\hat{\omega}_R$ appears exactly twice and $|\{e \in E(\hat{\omega}) \mid p^r(e) = j\}| = 1$ for every $j \in R$. For $j \in R \setminus \{i\}$, we denote $\mathbf{e}(j, R) = \{u(j, R), v(j, R)\}$, with $u(j, R) <_G v(j, R)$, the unique edge in $\hat{\omega}_R$ assigned to j by p^r . We denote by $\mathbf{v}(i, j, R)$ the “last common node” in the paths $\pi(v_0, u(i))$ and $\pi(v_0, u(j, R))$. Formally, $v(i, j, R) \in V(\pi(v_0, u(i))) \cap V(\pi(v_0, u(j, R)))$ with $v \leq_G v(i, j, R)$ for every $v \in V(\pi(v_0, u(i))) \cap V(\pi(v_0, u(j, R)))$. Clearly, $v(i, j, R)$ is well defined since $v_0 \in V(\pi(v_0, u(i))) \cap V(\pi(v_0, u(j, R)))$. Moreover, $v(i, j, R) \in V(\hat{\omega}_R)$. Finally, we denote $\mathbf{v}(i, R)$ the “last node” among all $v(i, j, R)$. Formally, $v(i, R) \in \{v(i, j, R) \mid j \in R \setminus \{i\}\}$ with $v(i, j, R) \leq_G v(i, R)$ for every $j \in R \setminus \{i\}$ (see Fig. 8).

Fix $\hat{\omega}_{S \cup \{i\}}$ and $\hat{\omega}_T$. We construct feasible walks $\omega_S \in W(S)$ and $\omega_{T \cup \{i\}} \in W(T \cup \{i\})$ such that

$$\sum_{e \in E(\hat{\omega}_{S \cup \{i\}})} t(e) + \sum_{e \in E(\hat{\omega}_T)} t(e) = \sum_{e \in E(\omega_{T \cup \{i\}})} t(e) + \sum_{e \in E(\omega_S)} t(e),$$

in which case,

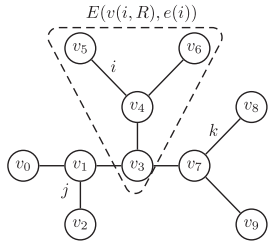
$$\begin{aligned} c(S \cup \{i\}) + c(T) &= 2 \left(\sum_{e \in E(\hat{\omega}_{S \cup \{i\}})} t(e) + \sum_{e \in E(\hat{\omega}_T)} t(e) \right) \\ &= 2 \left(\sum_{e \in E(\omega_{T \cup \{i\}})} t(e) + \sum_{e \in E(\omega_S)} t(e) \right) \\ &\geq c(T \cup \{i\}) + c(S) \end{aligned}$$

where the inequality follows by feasibility of both ω_S and $\omega_{T \cup \{i\}}$. To do this, we distinguish between two situations: (1.1) $v(i, S \cup \{i\}) \leq_G v(i, T)$ and (1.2) $v(i, T) <_G v(i, S \cup \{i\})$.

(1.1) $v(i, S \cup \{i\}) \leq_G v(i, T)$.

Clearly, $v(i, T) \in V(\hat{\omega}_{S \cup \{i\}})$ since $v(i, T) \in \pi(v_0, v(i))$. Besides, $E(v(i, T), e(i)) \cap E(\hat{\omega}_T) = \emptyset$ by definition of $v(i, T)$. By definition of $v(i, S \cup \{i\})$, the edges in $E(v(i, T), e(i)) \cap E(\hat{\omega}_{S \cup \{i\}})$ are only used to visit i . Then, $p^r(E(v(i, T), e(i)) \cap E(\hat{\omega}_{S \cup \{i\}})) \cap (S \cup \{i\}) = \{i\}$. Define

$$V^S = \{v(i, T)\} \cup (V(\hat{\omega}_{S \cup \{i\}}) \setminus V(v(i, T), e(i)))$$



Consider $R = \{j, k\}$ and let i, j, k be located as specified.

The “last” common node in the paths $\pi(v_0, v_2)$ (visiting j) and $\pi(v_0, v_5)$ (visiting i) is v_1 . Then, $v(i, j, R) = v_1$.

The “last” common node in the paths $\pi(v_0, v_8)$ (visiting k) and $\pi(v_0, v_5)$ (visiting i) is v_3 . Then, $v(i, k, R) = v_3$.

Therefore, $v(i, R) = v_3$ is the “last node” among $v(i, j, R) = v_1$ and $v(i, k, R) = v_3$.

Fig. 8. Notions of special nodes in the proof of Theorem 4.2.

and

$$V^{T \cup \{i\}} = V(\hat{\omega}_T) \cup V(v(i, T), e(i))$$

and let ω_R be a closed walk associated with V^R that starts and finishes in v_0 , and visits each edge exactly twice, for $R \in \{S, T \cup \{i\}\}$. It follows that $\omega_S \in W(S)$, $\omega_{T \cup \{i\}} \in W(T \cup \{i\})$, and

$$\sum_{e \in E(\hat{\omega}_{S \cup \{i\}})} t(e) + \sum_{e \in E(\hat{\omega}_T)} t(e) = \sum_{e \in E(\omega_{T \cup \{i\}})} t(e) + \sum_{e \in E(\omega_S)} t(e).$$

$$(1.2) \ v(i, T) <_G v(i, S \cup \{i\}).$$

By definition of $v(i, S \cup \{i\})$, the edges in $E(v(i, T), e(i)) \cap E(\hat{\omega}_{S \cup \{i\}})$ are also used to visit players in S . Let U be the set of players in S that are visited in $E(v(i, T), e(i))$ according to $\hat{\omega}_{S \cup \{i\}}$, that is,

$$U = p^r(E(v(i, T), e(i)) \cap E(\hat{\omega}_{S \cup \{i\}})) \cap S \neq \emptyset.$$

Clearly, $U \subset S \subset T$ and $v(i, j, T) \leq_G v(i, T)$ for every $j \in U$ by definition of $v(i, T)$. Recall that $\{e \in E(\hat{\omega}_R) \mid p^r(e) = j\} = \{e(j, R)\}$ for every $j \in R$ by selection of $\hat{\omega}_R$, with $R \in \{S \cup \{i\}, T\}$. Notice that $|p^r(E(v(i, T), e(i))) \cap N| \geq 2$ since $i \in p^r(E(v(i, T), e(i)))$ and $U \neq \emptyset$. Let $j \in U$. Then, $e(j, S \cup \{i\}) \in E(v(i, T), e(i))$ while $e(j, S \cup \{i\}) \notin E(v(i, j, T), e(j, T))$. Moreover, $|p^r(E(v(i, T), e(i))) \cap N| \geq 2$ since $i, j \in p^r(E(v(i, T), e(i)))$. Since $i \in N \setminus M$, condition 2 of pairwise tree-admissibility of p with respect to v_0 does not hold for $E(v(i, T), e(i))$ and $E(v(i, j, T), e(j, T))$. Since $j \in p^r(E(v(i, T), e(i))) \cap p^r(E(v(i, j, T), e(j, T)))$, condition 3 of pairwise tree-admissibility of p with respect to v_0 does not hold for $E(v(i, T), e(i))$ and $E(v(i, j, T), e(j, T))$. Therefore, condition 1 of pairwise tree-admissibility of p with respect to v_0 must hold for $E(v(i, T), e(i))$ and $E(v(i, j, T), e(j, T))$. Then, the edges in $E(v(i, j, T), e(j, T)) \cap E(\hat{\omega}_T)$ are only used to visit j for every $j \in U$. Define

$$V^S = \left(\{v(i, T)\} \cup (V(\hat{\omega}_{S \cup \{i\}}) \setminus V(v(i, T), e(i))) \right) \cup \left(\bigcup_{j \in U} (V(v(i, j, T), e(j, T)) \cap V(\hat{\omega}_T)) \right)$$

and

$$V^{T \cup \{i\}} = \left(\{v(i, j, T) \mid j \in U\} \cup (V(\hat{\omega}_T) \setminus \bigcup_{j \in U} V(v(i, j, T), e(j, T))) \right) \cup \left(V(v(i, T), e(i)) \cap V(\hat{\omega}_{S \cup \{i\}}) \right).$$

Let ω_R be a closed walk associated with V^R that starts and finishes in v_0 and visits each edge exactly twice, for $R \in \{S, T \cup \{i\}\}$. It follows that $\omega_S \in W(S)$, $\omega_{T \cup \{i\}} \in W(T \cup \{i\})$, and

$$\sum_{e \in E(\hat{\omega}_{S \cup \{i\}})} t(e) + \sum_{e \in E(\hat{\omega}_T)} t(e) = \sum_{e \in E(\omega_{T \cup \{i\}})} t(e) + \sum_{e \in E(\omega_S)} t(e).$$

Case 2: $i \in M$.

Fix $\hat{\omega}_{S \cup \{i\}}$ and $\hat{\omega}_T$. Let $e(i, S \cup \{i\})$ be the unique edge owned by i that is visited in $\hat{\omega}_{S \cup \{i\}}$. Consider the tree-cpmlp problem (G, v_0, t, N, \bar{p}) with \bar{p} defined as

$$\bar{p}(e) = \begin{cases} p(e) & \text{if } p(e) \neq i, \\ p(e)(= i) & \text{if } e = e(i, S \cup \{i\}), \\ 0 & \text{otherwise,} \end{cases}$$

and let (N, \bar{c}) be the corresponding tree-cpmlp game. By definition of \bar{p} , it follows that \bar{p} is pairwise tree-admissible with respect to v_0 , $i \in N \setminus M(G, v_0, t, N, \bar{p})$, $\bar{c}(S \cup \{i\}) = c(S \cup \{i\})$, $\bar{c}(T) = c(T)$, $\bar{c}(S) = c(S)$, and $\bar{c}(T \cup \{i\}) \geq c(T \cup \{i\})$. Then,

$$c(S \cup \{i\}) + c(T) = \bar{c}(S \cup \{i\}) + \bar{c}(T) \geq \bar{c}(S) + \bar{c}(T \cup \{i\}) \geq c(S) + c(T \cup \{i\})$$

where the first inequality is a direct consequence of Case 1 of this proof. \square

Pairwise tree-admissibility with respect to the post office is a sufficient, but not necessary condition for submodularity of an assignment function for tree-cpmlp games. When considering a “linear city” with clients situated to the right and left of the post office as in Fig. 9, the associated cpmlp game is always submodular, as shown in Theorem 4.3.

Theorem 4.3. Let $N = \{1, \dots, n\}$ be a finite set of players. Let G be the rooted tree with root v_0 and p be the assignment function given in Fig. 9. Then, p is submodular.

Proof. Let $n \geq m$. If $m = 1$, then, p is pairwise tree-admissible with respect to v_0 and, by Theorem 4.2, submodular. Therefore, we can assume $m \geq 2$. If $n = m = 2$, then, p is also pairwise tree-admissible with respect to v_0 and, by Theorem 4.2, submodular. Therefore, we can assume $m \geq 2$ and $n \geq 3$. Then, p is not pairwise tree-admissible with respect to v_0 since $|p^r(E(v_0, \{v_0, v_1\}))| = m \geq 2$, $|p^r(E(v_0, \{v_0, w_1\}))| = n \geq 3$, and $p^r(E(v_0, \{v_0, v_1\})) \cap p^r(E(v_0, \{v_0, w_1\})) \neq \emptyset$.

Let $i \in N$ and $R \subset N \setminus \{i\}$. Then,

$$c(R \cup \{i\}) = \begin{cases} c(\{1, \dots, i\}) & \text{if } R \cap \{i + 1, \dots, n\} = \emptyset, \\ c(R) & \text{if } R \cap \{i + 1, \dots, n\} \neq \emptyset. \end{cases}$$

Let $S \subset T \subset N \setminus \{i\}$. If $T \cap \{i + 1, \dots, n\} = \emptyset$,

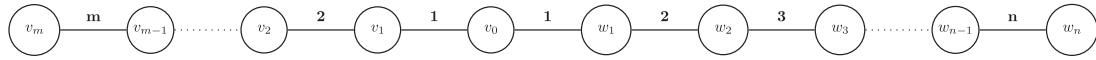


Fig. 9. Cpmpl problem in Theorem 4.3.

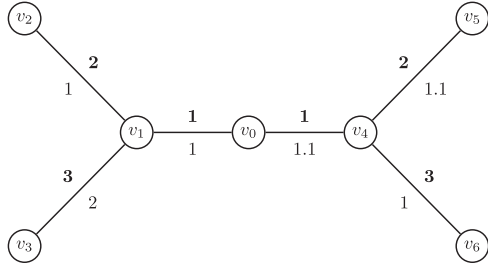


Fig. 10. Cpmpl problem in Example 4.3.

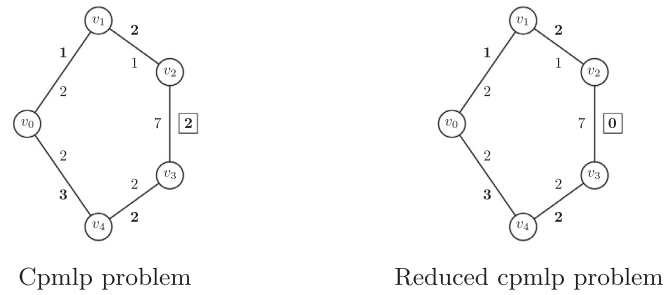


Fig. 11. Cpmpl problem and reduced cpmpl problem in Example 5.1.

$$c(S \cup \{i\}) - c(S) = c(\{1, \dots, i\}) - c(S) \geq c(\{1, \dots, i\}) - c(T) = c(T \cup \{i\}) - c(T),$$

and if $T \cap \{i + 1, \dots, n\} \neq \emptyset$,

$$c(S \cup \{i\}) - c(S) \geq 0 = c(T \cup \{i\}) - c(T),$$

where both inequalities follow by monotonicity of (N, c) . \square

Theorem 4.3 also holds if players are allowed to be located on more than one edge at each side of the post office. However, the proof heavily relies on each player having the same “set of followers” at each side of the post office. This makes relevant that necessary and sufficient conditions for submodularity of assignment functions need to include the relative order of the players in the edges. Therefore, looking at the set of players in edges of the type $E(v, e)$ is not enough and aiming for necessary and sufficient conditions becomes too cumbersome. In any case, the relative order of players in the graph is not the only important element to find necessary and sufficient conditions for submodularity of assignment functions. We illustrate this in the following example.

Example 4.3. Let (G, v_0, t, N, p) be the cpmpl problem described in Fig. 10. Here, $p^r = p$.

The assignment function is not pairwise tree-admissible with respect to v_0 since $p^r(v_0, \{v_0, v_1\}) = \{1, 2, 3\}$ and $p^r(v_0, \{v_0, v_4\}) = \{1, 2, 3\}$ and, therefore, neither of the three conditions is satisfied. Here, the “set of followers” of player $i \in N$ are the same to the right and to the left of the post office. However, (N, c) is not concave since for $i = 2$, $S = \{1\}$, and $T = \{1, 3\}$, we have $c(\{1, 2\}) - c(\{1\}) = 4 - 2 \not\geq 6.4 - 4.2 = c(\{1, 2, 3\}) - c(\{1, 3\})$. \diamond

5. Submodular assignment functions for cycles

In this section, we analyze cpmpl games where the underlying graph is a cycle (cycle-cpmpl games). We extend the concept of pairwise tree-admissibility with respect to the post office to cycles. Just as in Section 4, our conditions on assignment functions are sufficient for submodularity on cycles. The following example points out a fundamental reason for a cycle-cpmpl game not to be submodular.

Example 5.1. Let (G, v_0, t, N, p) be the cpmpl problem described in Fig. 11.

The edge $\{v_2, v_3\}$ is never visited by any coalition. Therefore, the associated cpmpl game coincides with the game in Example 3.3, which is not submodular. \diamond

Let (G, v_0, t, N, p) be a cpmpl problem where G is a cycle (cycle-cpmpl problem). By deleting an edge of G , we obtain a rooted tree (a line). Formally, given $e \in E(G)$, let $G_{\{e\}}$ be the rooted tree,

with root v_0 , defined by $V(G_{\{e\}}) = V(G)$ and $E(G_{\{e\}}) = E(G) \setminus \{e\}$. Let $p_{\{e\}}$ and $t_{\{e\}}$ denote the restriction of p and t to $E(G_{\{e\}})$, respectively. Hence, $(G_{\{e\}}, v_0, t_{\{e\}}, N, p_{\{e\}})$ is a tree-cpmpl problem (a “line-cpmpl” problem).

We can now define admissibility with respect to the post office. Let (G, v_0, t, N, p) be a cycle-cpmpl problem. An assignment function p is *admissible with respect to v_0* if $p_{\{e\}}$ is pairwise tree-admissible with respect to v_0 for every $e \in E(G)$. For a rooted cycle (G, v_0) , $\text{adm}(G, v_0)$ denotes the set of admissible assignment functions with respect to v_0 .

The assignment function p in Example 5.1 is, clearly, not admissible with respect to v_0 since for $e = \{v_2, v_3\}$, $p_{\{e\}}^r(E(v_0, \{v_0, v_1\})) = \{1, 2\}$ and $p_{\{e\}}^r(E(v_0, \{v_0, v_4\})) = \{2, 3\}$, which violates pairwise tree-admissibility with respect to v_0 for $G_{\{e\}}$.

Theorem 5.1. Let G be a rooted cycle with root v_0 and let N be a finite set. If $p \in \text{adm}(G, v_0)$, then, p is submodular.

Proof. Let $t : E(G) \rightarrow \mathbb{R}_+$ be a cost function. We show that the cycle-cpmpl game (N, c) associated to the cycle-cpmpl problem (G, v_0, N, t, p) is submodular. Namely, we show that for every $i \in N$ and every $S \subset T \subset N \setminus \{i\}$,

$$c(S \cup \{i\}) + c(T) \geq c(T \cup \{i\}) + c(S).$$

If either $c(S \cup \{i\}) = c(T \cup \{i\})$, or $c(T) = c(T \cup \{i\})$, then, the above inequality is satisfied by monotonicity of (N, c) . Therefore, we only need to verify the inequality when both $c(S \cup \{i\}) < c(T \cup \{i\})$ and $c(T) < c(T \cup \{i\})$.

Let $\hat{w}_{S \cup \{i\}} \in W(S \cup \{i\})$ be an optimal $S \cup \{i\}$ -walk and let $\hat{w}_T \in W(T)$ be an optimal T -walk. Since $c(S \cup \{i\}) < c(T \cup \{i\})$, we have

- (i) $E(\hat{w}_{S \cup \{i\}}) \neq E(G)$;
- (ii) each edge in $E(\hat{w}_{S \cup \{i\}})$ is visited exactly twice in the walk $\hat{w}_{S \cup \{i\}}$.

Moreover, $c(T) < c(T \cup \{i\})$ implies

- (iii) $E(\hat{w}_T) \neq E(G)$;
- (iv) each edge in $E(T)$ is visited exactly twice in the walk \hat{w}_T ;
- (v) $i \notin p^r(E(\hat{w}_T))$.

We distinguish between two cases: $i \in N \setminus M$ and $i \in M$.

Case 1: $i \in N \setminus M$.

Let $e(i)$ be the unique edge assigned to i according to p^r .

If $E(\hat{w}_{S \cup \{i\}}) \cup E(\hat{w}_T) = E(G)$,

$$c(S \cup \{i\}) + c(T) \geq 2 \sum_{e \in E(G)} t(e) \geq c(S) + c(T \cup \{i\})$$

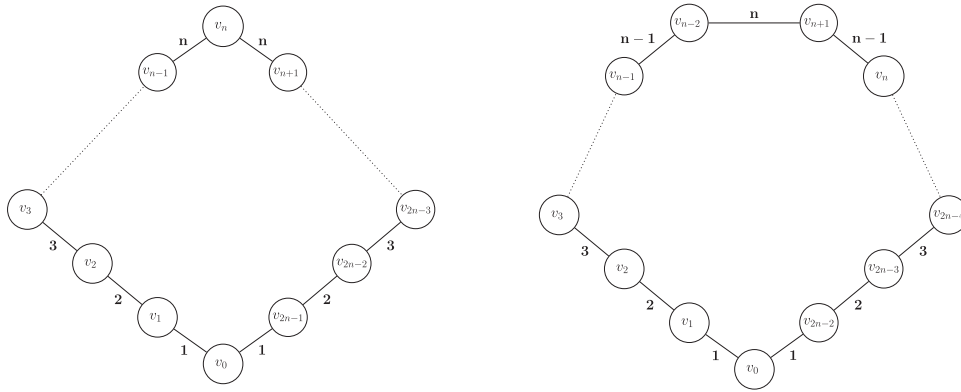


Fig. 12. Cpmlp problems in Theorem 5.2.

where the last inequality follows because going all around the cycle is both an S -walk and a $T \cup \{i\}$ -walk.

If $E(\hat{\omega}_{S \cup \{i\}}) \cup E(\hat{\omega}_T) \neq E(G)$, we can fix $\bar{e} \in E(G) \setminus (E(\hat{\omega}_{S \cup \{i\}}) \cup E(\hat{\omega}_T))$. Let $\bar{N} = p_{\bar{e}}(E \setminus \{\bar{e}\})$. Then, $(G_{\bar{e}}, v_0, t_{\bar{e}}, \bar{N}, p_{\bar{e}})$ is a tree-cpmlp problem and $p_{\bar{e}}$ is pairwise tree-admissible with respect to v_0 . Let (\bar{N}, \bar{c}) be the associated tree-cpmlp game. Then, by selection of \bar{e} , $\bar{c}(S \cup \{i\}) = c(S \cup \{i\})$, $\bar{c}(T) = c(T)$, $\bar{c}(S) \geq c(S)$ and $\bar{c}(T \cup \{i\}) \geq c(T \cup \{i\})$. Therefore,

$$c(S \cup \{i\}) + c(T) = \bar{c}(S \cup \{i\}) + \bar{c}(T) \geq \bar{c}(S) + \bar{c}(T \cup \{i\}) \geq c(S) + c(T \cup \{i\})$$

where the first inequality follows by Theorem 4.2.

Case 2: $i \in M$.

Since $i \in M$, i owns exactly two edges according to p^r . Since $E(\hat{\omega}_{S \cup \{i\}}) \neq E(G)$, we can assume that i is only visited once in $\hat{\omega}_{S \cup \{i\}}$ according to p^r . Let $e(S \cup \{i\}, i)$ be this unique edge. Consider the tree-cpmlp problem (G, v_0, t, N, \bar{p}) with \bar{p} defined by

$$\bar{p}(e) = \begin{cases} p(e) & \text{if } p(e) \neq i, \\ p(e)(= i) & \text{if } e = e(S \cup \{i\}, i), \\ 0 & \text{otherwise,} \end{cases}$$

and let (N, \bar{c}) be the corresponding tree-cpmlp game. By definition of \bar{p} , it follows that \bar{p} is admissible with respect to v_0 , $i \in N \setminus M(G, v_0, t, N, \bar{p})$, $\bar{c}(S \cup \{i\}) = c(S \cup \{i\})$, $\bar{c}(T) = c(T)$, $\bar{c}(S) = c(S)$, and $\bar{c}(T \cup \{i\}) \geq c(T \cup \{i\})$. Then,

$$c(S \cup \{i\}) + c(T) = \bar{c}(S \cup \{i\}) + \bar{c}(T) \geq \bar{c}(S) + \bar{c}(T \cup \{i\}) \geq c(S) + c(T \cup \{i\})$$

where the first inequality is a direct consequence of Case 1 of this proof. \square

Just like in Section 4, our admissibility condition for cycles is a sufficient, but not necessary condition for submodularity of an assignment function for cycle-cpmlp games. When considering a “circular city” with clients situated to the right and left of the post office as in Fig. 12, the associated cpmlp game is always submodular, as shown in Theorem 5.2.

Theorem 5.2. Let $N = \{1, \dots, n\}$ be a finite set of players. Let G be the rooted cycle with root v_0 and p be an assignment function as the one in Fig. 12. Then, p is submodular.

Proof. Let $t : E(G) \rightarrow \mathbb{R}_+$ be a cost function. We show that the cycle-cpmlp game (N, c) associated to the cycle-cpmlp problem (G, v_0, t, N, p) is submodular. Namely, we show that for every $i \in N$ and every $S \subset T \subset N \setminus \{i\}$,

$$c(S \cup \{i\}) + c(T) \geq c(T \cup \{i\}) + c(S).$$

If either $c(S \cup \{i\}) = c(T \cup \{i\})$, or $c(T) = c(T \cup \{i\})$, then, the above inequality is satisfied by monotonicity of (N, c) . Therefore, we only

need to verify the inequality when both $c(S \cup \{i\}) < c(T \cup \{i\})$ and $c(T) < c(T \cup \{i\})$. Let $\hat{\omega}_{S \cup \{i\}} \in W(S \cup \{i\})$ be an optimal $S \cup \{i\}$ -walk and let $\hat{\omega}_T \in W(T)$ be an optimal T -walk. Since $c(S \cup \{i\}) < c(T \cup \{i\})$, we have

- (i) $E(\hat{\omega}_{S \cup \{i\}}) \neq E(G)$;
- (ii) each edge in $E(\hat{\omega}_{S \cup \{i\}})$ is visited exactly twice in the walk $\hat{\omega}_{S \cup \{i\}}$.

Moreover, $c(T) < c(T \cup \{i\})$ implies

- (iii) $E(\hat{\omega}_T) \neq E(G)$;
- (iv) each edge in $E(T)$ is visited exactly twice in the walk $\hat{\omega}_T$;
- (v) $i \notin p^r(E(\hat{\omega}_T))$.

If $E(\hat{\omega}_{S \cup \{i\}}) \cup E(\hat{\omega}_T) = E(G)$,

$$c(S \cup \{i\}) + c(T) \geq 2 \sum_{e \in E(G)} t(e) \geq c(S) + c(T \cup \{i\})$$

where the last inequality follows because going all around the cycle is both an S -walk and a $T \cup \{i\}$ -walk.

If $E(\hat{\omega}_{S \cup \{i\}}) \cup E(\hat{\omega}_T) \neq E(G)$, then, we can fix $\bar{e} \in E(G) \setminus (E(\hat{\omega}_{S \cup \{i\}}) \cup E(\hat{\omega}_T))$. Let $\bar{N} = p_{\bar{e}}(E \setminus \{\bar{e}\})$ and let (\bar{N}, \bar{c}) be the corresponding tree-cpmlp game. By definition of \bar{p} , it follows that $\bar{c}(S \cup \{i\}) = c(S \cup \{i\})$, $\bar{c}(T) = c(T)$, $\bar{c}(S) \geq c(S)$, and $\bar{c}(T \cup \{i\}) \geq c(T \cup \{i\})$. Then, $(G_{\bar{e}}, v_0, t_{\bar{e}}, \bar{N}, p_{\bar{e}}^r)$ is a “linear city” as in Theorem 4.3 and

$$c(S \cup \{i\}) - c(S) = \bar{c}(S \cup \{i\}) - \bar{c}(S) \geq \bar{c}(T \cup \{i\}) - \bar{c}(T) \geq c(T \cup \{i\}) - c(T)$$

where the first inequality follows by Theorem 4.3. \square

6. Submodular assignment functions for weak cycles

In this section, we analyze cpmlp games where the underlying graph is a weak cycle (weak cycle-cpmlp games). We extend the concept of pairwise tree-admissibility with respect to the post office to weak cycles. Just as in Section 4, our conditions on assignment functions are sufficient for submodularity on weak cycles. The following two examples point out fundamental reasons for a weak cycle-cpmlp game not to be submodular.

Example 6.1. Let (G, v_0, t, N, p) be the cpmlp problem described in Fig. 13. The associated cpmlp game is given in Table 1. This game has a nonempty core $((0, 8, 4, 0) \in \text{Core}(c))$, but is not submodular since for $i = 2$, $S = \{1\}$, and $T = \{1, 3\}$, $c(\{1, 2\}) - c(\{1\}) = 4 \not\geq 8 = c(\{1, 2, 3\}) - c(\{1, 3\})$. The game is not submodular since player 1 is visited on his edge $\{v_1, v_2\}$ for coalitions $\{1, 2\}$ and $\{1, 2, 3\}$, while he is visited on his edge $\{v_1, v_4\}$ for coalitions $\{1\}$, $\{1, 3\}$, and $\{1, 2, 3\}$. \diamond

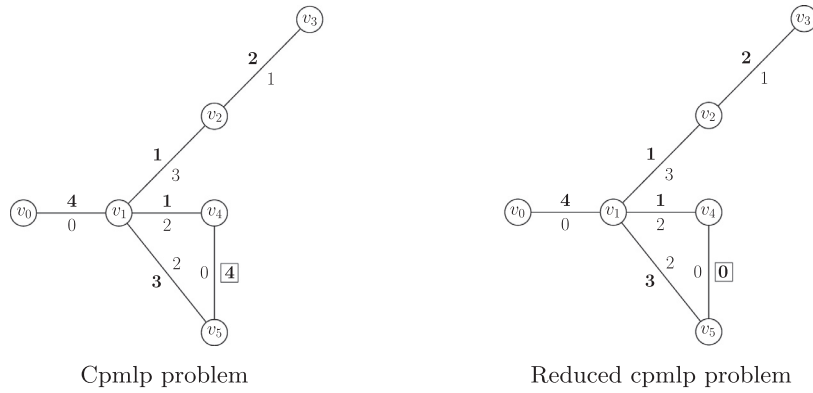


Fig. 13. Cpmlp problem and reduced cpmlp problem in Example 6.1.

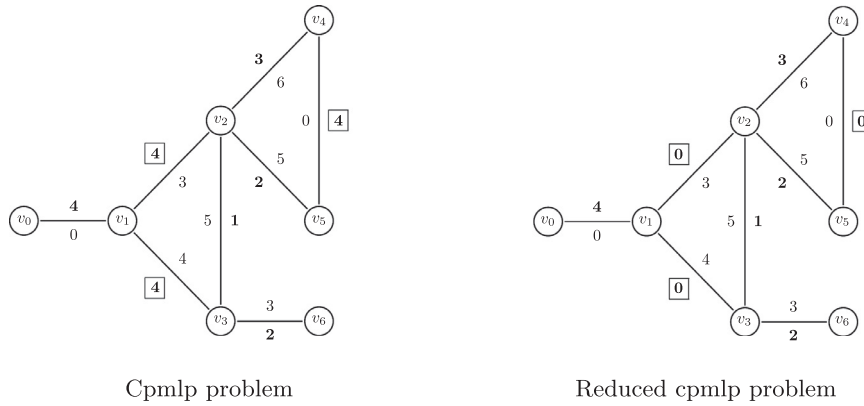


Fig. 14. Cpmlp problem and reduced cpmlp problem in Example 6.2.

Table 1
Coalitional values of the cpmlp game in Example 6.1.

S	{1}	{2}	{3}	{4}	{1, 2}	{1, 3}	{1, 4}	{2, 3}	{2, 4}	{3, 4}
c(S)	4	8	4	0	8	4	4	12	8	4
S	{1, 2, 3}		{1, 2, 4}		{1, 3, 4}		{2, 3, 4}		N	
c(S)	12		8		4		12		12	

Table 2
Coalitional values of the cpmlp game in Example 6.2.

S	{1}	{2}	{3}	{4}	{1, 2}	{1, 3}	{1, 4}	{2, 3}	{2, 4}	{3, 4}
c(S)	12	14	17	0	18	23	12	17	14	17
S	{1, 2, 3}		{1, 2, 4}		{1, 3, 4}		{2, 3, 4}		N	
c(S)	23		18		23		17		23	

To define admissibility of an assignment function in a cycle-cpmlp problem, we delete an edge of the cycle and check pairwise tree-admissibility with respect to the post office in the corresponding reduced tree-cpmlp problem. We see that this is not possible anymore for weak cycle-cpmlp problems in Example 6.1. The reason is that the cycle in Fig. 13 has only two players according to the reduced cpmlp problem. If instead of only two players, the cycle had at least three, we could find an edge which deletion would violate pairwise tree-admissibility with respect to the post office in the corresponding reduced tree-cpmlp problem. A similar problem arises in Example 6.2

Example 6.2. Let (G, v_0, t, N, p) be the cpmlp problem described in Fig. 14. The associated cpmlp game is given in Table 2. This game has a nonempty core $((12, 0, 11, 0) \in \text{Core}(c))$, but is not submodu-

lar since for $i = 1, S = \{2\}$, and $T = \{2, 3\}$, $c(\{1, 2\}) - c(\{2\}) = 4 \not\geq 6 = c(\{1, 2, 3\}) - c(\{2, 3\})$. Notice that the game is not submodular since player 2 is visited on his edge $\{v_3, v_6\}$ for coalitions $\{2\}$ and $\{1, 2\}$, while he is visited on his edge $\{v_2, v_5\}$ for coalitions $\{2, 3\}$ and $\{1, 2, 3\}$.

To define admissibility of an assignment function for a weak cycle-cpmlp, we transform the weak cycle-cpmlp problem into a tree-cpmlp problem and check whether the corresponding assignment function satisfies pairwise tree-admissibility with respect to the post office. For this, we consider two types of operations: deleting an edge (as in Section 5) and splitting of a node. Let (G, v_0, t, N, p) be a weak cycle-cpmlp problem and let C be a cycle in G . Let $v \in V(C)$ and $e = \{v, w\} \in E(C) \cap \text{edges}(v)$. The **splitting of v through edge e** is done by duplicating v by \bar{v} and exchanging v

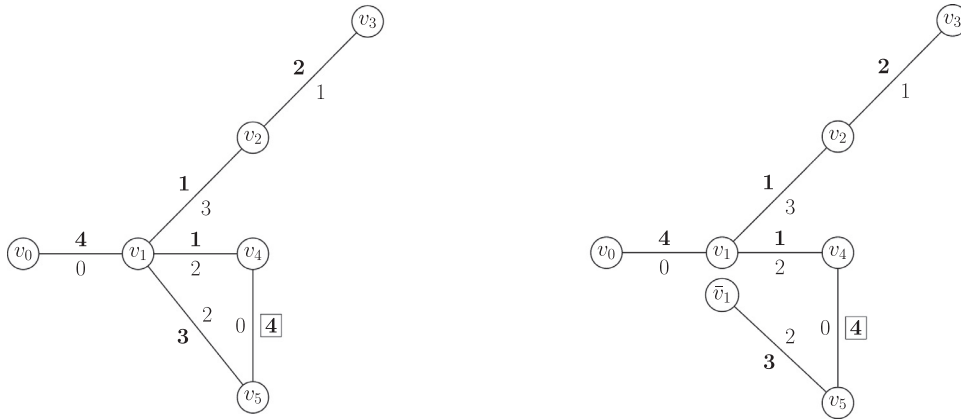


Fig. 15. Splitting of v_1 through $\{v_1, v_5\}$ and adaptation of t and p .

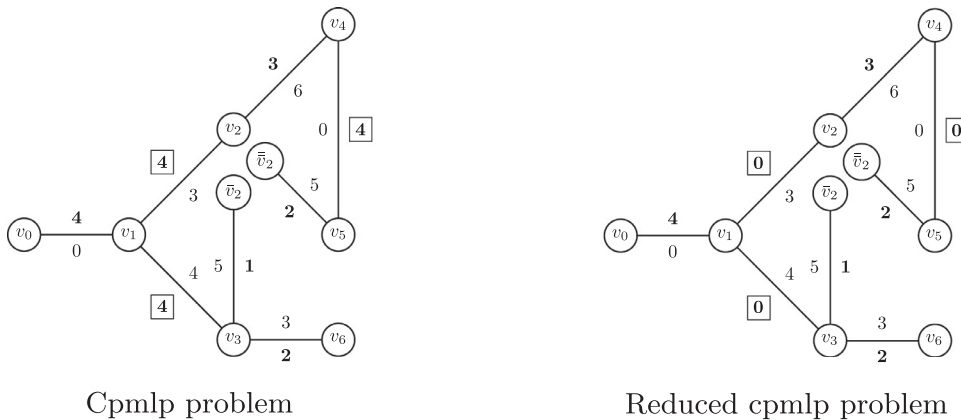


Fig. 16. Cpmlp problem and reduced cpmlp problem in Example 6.3.

by \bar{v} in e . Let $\bar{e} = \{\bar{v}, w\}$ and $\bar{E} = (E \setminus \{e\}) \cup \{\bar{e}\}$. We can adapt p and t to $p_{\{v,e\}}$ and $t_{\{v,e\}}$ by defining

$$p_{\{v,e\}}(\bar{e}) = \begin{cases} p(\bar{e}) & \text{if } \bar{e} \in \bar{E} \setminus \{\bar{e}\}, \\ p(e) & \text{if } \bar{e} = \bar{e}, \end{cases} \text{ and}$$

$$t_{\{v,e\}}(\bar{e}) = \begin{cases} t(\bar{e}) & \text{if } \bar{e} \in \bar{E} \setminus \{\bar{e}\}, \\ t(e) & \text{if } \bar{e} = \bar{e}. \end{cases}$$

We can now define admissibility with respect to the post office. First, we transform a weak cycle into several trees to which the assignment function is adapted. Second, we check pairwise tree-admissibility with respect to the post office of the adapted assignment functions.

Let (G, v_0, t, N, p) be a weak cycle-cpmlp problem. Let $(T_1^*, v_1^*), \dots, (T_s^*, v_s^*)$ and $(C_1^*, w_1^*), \dots, (C_r^*, w_r^*)$ be the rooted trees and rooted cycles, respectively, in the decomposition of G . Assume that C_1, \dots, C_u are the leaves with $|p^r(E(C_l))| \geq 3, \dots, |p^r(E(C_u))| \geq 3$. For every $l \in \{1, \dots, u\}$, fix $e_l \in E(C_l)$ and for every $l \in \{u+1, \dots, r\}$, fix $v_l \in V(C_l)$ and $e_l \in E(C_l) \cap \text{edges}(v_l)$. Let $G_{\{e_l\}_{l=1}^u, \{v_l, e_l\}_{l=u+1}^r}$ be the tree obtained by first deleting the edges e_1, \dots, e_u and, subsequently, splitting v_{u+1} through v_{u+1}, \dots, v_r through e_r . Let $p_{\{e_l\}_{l=1}^u, \{v_l, e_l\}_{l=u+1}^r}$ and $t_{\{e_l\}_{l=1}^u, \{v_l, e_l\}_{l=u+1}^r}$ denote the adaptation of p and t to $E(G_{\{e_l\}_{l=1}^u, \{v_l, e_l\}_{l=u+1}^r})$, respectively. Hence, $(G_{\{e_l\}_{l=1}^u, \{v_l, e_l\}_{l=u+1}^r}, v_0, t_{\{e_l\}_{l=1}^u, \{v_l, e_l\}_{l=u+1}^r}, N, p_{\{e_l\}_{l=1}^u, \{v_l, e_l\}_{l=u+1}^r})$ is a tree-cpmlp problem. The assignment function p is **admissible with respect to v_0** if $p_{\{e_l\}_{l=1}^u, \{v_l, e_l\}_{l=u+1}^r}$ is pairwise tree-admissible with respect to v_0 for every selection $e_l \in E(C_l)$, $l \in \{1, \dots, u\}$, $v_l \in V(C_l)$ and $e_l \in E(C_l) \cap \text{edges}(v_l)$, $l \in \{u+1, \dots, r\}$. For a rooted weak cycle

(G, v_0) , $\text{adm}(G, v_0)$ denotes the set of admissible assignment functions with respect to v_0 .

Example 6.3. Let (G, v_0, t, N, p) be the cpmlp problem described in Example 6.2. Clearly, p is not admissible with respect to v_0 . Let C_1 be the cycle with nodes $\{v_1, v_2, v_3\}$ and C_2 be the cycle with nodes $\{v_2, v_4, v_5\}$. Here, C_1 is no leaf and C_2 is a leaf with $|p^r(E(C_2))| = 2$. For C_1 , we fix v_2 and $\{v_2, v_3\} = e_1$, and for C_2 , we fix v_2 and $\{v_2, v_5\} = e_2$. The cpmlp problems $(G_{\{v_2, e_1\}, \{v_2, e_2\}}, v_0, t_{\{v_2, e_1\}, \{v_2, e_2\}}, N, p_{\{v_2, e_1\}, \{v_2, e_2\}})$ and $(G_{\{v_2, e_1\}, \{v_2, e_2\}}, v_0, t_{\{v_2, e_1\}, \{v_2, e_2\}}, N, p'_{\{v_2, e_1\}, \{v_2, e_2\}})$ are represented in Fig. 16.

We have

$$p'_{\{v_2, e_1\}, \{v_2, e_2\}}(E(v_1, \{v_1, v_2\})) = \{2, 3\},$$

$$p'_{\{v_2, e_1\}, \{v_2, e_2\}}(E(v_1, \{v_1, v_3\})) = \{1, 2\},$$

which violates pairwise tree-admissibility with respect to v_0 . \square

Lemma 4.1 and Theorem 4.2 can be extended to weak cycle-cpmlp problems and admissible assignment functions with respect to the post office. Lemma 6.1 states that if p is an admissible assignment function with respect to the post office and a player i in a coalition S is not located at any cycle, then, we can find an optimal walk for S such that i is visited in exactly one edge. The proof follows the same lines as the proof of Lemma 4.1, but the technicalities increase considerably. For this reason, we omit the proof.

Lemma 6.1. Let (G, v_0, t, N, p) be a weak cycle-cpmlp problem with $p \in \text{adm}(G, v_0)$. Then, for every $S \subset N$, there exists an optimal walk

$\hat{\omega} \in W(S)$ such that $|\{e \in E(\hat{\omega}) \mid p^f(e) = i\}| = 1$ for every $i \in S$ with $(p^f)^{-1}(i) \cap (\cup_{l=1}^r E(C_l)) = \emptyset$.

Next, we generalize Theorem 4.2 to weak cycle-cpmlp problems and admissible assignment functions with respect to the post office. Again, the proof of Theorem 6.2 follows the same lines as the proof of Theorem 4.2, but the technicalities increase enormously. For this reason, we omit the proof.

Theorem 6.2. *Let G be a rooted weak cycle with root v_0 and let N be a finite set. If $p \in \text{adm}(G, v_0)$, then, p is submodular.*

7. Concluding remarks

In this paper, we analyze Chinese postman games with multi-located players (cpmlp games) as a generalization of Chinese postman games. Contrary to Chinese postman games, the possibility of a player owning more than one location invalidates the equivalence between total balancedness and submodularity of cpmlp games. Remarkably, weak cycle graphs do not longer induce balanced cplmp games, let alone submodular cpmlp games. We provide sufficient conditions for an assignment of players to edges to induce submodular cpmlp games for trees, cycles, and weak cycles, independently of the travel costs at hand. These conditions are overly dependent on the post office location. In addition, we provide examples underlying the difficulty of achieving necessary conditions as well. The relative order among the players with respect to the post office seems to influence submodularity of cpmlp games.

Cooperative games are a mathematical tool to solve allocation problems. Further research on finding stable allocations based on the underlying graph and assignments of players for Chinese postman problems with multi-located players is desirable. Since submodular games have a large and stable core with a well-defined structure (cf. Gillies, 1953; Shapley, 1971; Sharkey & Hill, 1982), the assignment conditions in this paper can be a good starting point.

References

- Bondareva, O. N. (1963). Some applications of linear programming methods to the theory of cooperative games. *Problemy Kibernetiki*, 10, 119–139 (in Russian).
- Borm, P., Hamers, H., & Hendrickx, R. (2001). Operations research games: A survey. *TOP*, 9(2), 139–216.
- Calleja, P., Estévez-Fernández, A., Borm, P., & Hamers, H. (2006). Job scheduling, cooperation and control. *Operations Research Letters*, 34, 22–28.
- Edmonds, J., & Johnson, E. (1973). Matching, euler tours and the chinese postman. *Mathematical Programming*, 5, 88–124.
- Estévez-Fernández, A., Borm, P., Calleja, P., & Hamers, H. (2008). Sequencing games with repeated players. *Annals of Operations Research*, 158, 189–203.
- Gillies, D. (1953). *Some theorems on n-person games*, Ph.D. thesis. University Press Princeton, New Jersey: Princeton.
- Granot, D., & Hamers, H. (2004). On the equivalence between some local and global chinese postman and traveling salesman graphs. *Discrete Applied Mathematics*, 134, 67–76.
- Granot, D., Hamers, H., Kuipers, J., & Maschler, M. B. (2011). On chinese postman games where residents of each road pay the cost of their road. *Games and Economic Behavior*, 72, 427–438.
- Granot, D., Hamers, H., & Tijs, S. (1999). On some balanced, totally balanced and submodular delivery games. *Mathematical Programming*, 86, 355–366.
- Hamers, H. (1997). On the concavity of delivery games. *European Journal of Operational Research*, 99, 445–458.
- Hamers, H., Borm, P., van de Leensel, R., & Tijs, S. (1999). Cost allocation in the chinese postman problem. *European Journal of Operational Research*, 118, 153–163.
- Mei-Ko Kwan (1960). Programming method using odd or even points. *Acta Mathematica Sinica*, 10, 263–266. In Chinese
- Mei-Ko Kwan (1962). Graphic programming using odd or even points. *Chinese Mathematics*, 1, 273–277.
- Miquel, S., van Velzen, B., Hamers, H., & Norde, H. (2006). Fixed tree games with multilocalized players. *Networks*, 47, 93–101.
- Miquel, S., van Velzen, B., Hamers, H., & Norde, H. (2009). Assignment situations with multiple ownership and their games. *International Game Theory Review*, 11, 1–13.
- Rahman, M. S. (2017). *Basic graph theory*. Springer (Undergraduate topics in computer science).
- Shapley, L. S. (1967). On balanced sets and cores. *Naval Research Logistics Quarterly*, 14, 453–460.
- Shapley, L. S. (1971). Cores of convex games. *International Journal of Game Theory*, 1, 11–26.
- Sharkey, W. W., & Hill, M. (1982). Cooperative games with large cores. *International Journal of Game Theory*, 11, 175–186.