

## VU Research Portal

### Are We Producing Narcissists? An Adaptive Agent Model for Parental Influence

Jabeen, Fakhra; Gerritsen, Charlotte; Treur, Jan

**published in**

Brain Informatics  
2020

**DOI (link to publisher)**

[10.1007/978-3-030-59277-6\\_2](https://doi.org/10.1007/978-3-030-59277-6_2)

**document version**

Publisher's PDF, also known as Version of record

**document license**

Article 25fa Dutch Copyright Act

[Link to publication in VU Research Portal](#)

**citation for published version (APA)**

Jabeen, F., Gerritsen, C., & Treur, J. (2020). Are We Producing Narcissists? An Adaptive Agent Model for Parental Influence. In M. Mahmud, S. Vassanelli, M. S. Kaiser, & N. Zhong (Eds.), *Brain Informatics: 13th International Conference, BI 2020, Padua, Italy, September 19, 2020, Proceedings* (pp. 16-28). (Lecture Notes in Computer Science (including subseries Lecture Notes in Artificial Intelligence and Lecture Notes in Bioinformatics); Vol. 12241 LNAI). Springer Nature Switzerland AG. [https://doi.org/10.1007/978-3-030-59277-6\\_2](https://doi.org/10.1007/978-3-030-59277-6_2)

**General rights**

Copyright and moral rights for the publications made accessible in the public portal are retained by the authors and/or other copyright owners and it is a condition of accessing publications that users recognise and abide by the legal requirements associated with these rights.

- Users may download and print one copy of any publication from the public portal for the purpose of private study or research.
- You may not further distribute the material or use it for any profit-making activity or commercial gain
- You may freely distribute the URL identifying the publication in the public portal

**Take down policy**

If you believe that this document breaches copyright please contact us providing details, and we will remove access to the work immediately and investigate your claim.

**E-mail address:**

[vuresearchportal.ub@vu.nl](mailto:vuresearchportal.ub@vu.nl)



# Are We Producing Narcissists? An Adaptive Agent Model for Parental Influence

Fakhra Jabeen<sup>(✉)</sup>, Charlotte Gerritsen, and Jan Treur

Vrije Universiteit Amsterdam, Amsterdam, The Netherlands  
fakhraikram@yahoo.com, {cs.gerritsen, j.treur}@vu.nl

**Abstract.** Parental influence plays an important role in the mental development of a child. In the early years of childhood, a parent acts as a role model to a child, so most of the children try to mimic their parents. In our work, we address a complex network model of a child who is influenced by a narcissistic parent from his/her childhood to his/her adolescence. This concept of mimicking in childhood is represented by social contagion. Later on, he/she can learn to develop his/her own personality based on experience and learning. This model can be used to predict the influence of a parent over the personality of a child.

**Keywords:** Narcissism · Parental influence · Reified architecture · Social contagion

## 1 Introduction

Parents' behavior contributes significantly to the development of their children's mental and psychological health, as they act as a role model to them [1]. During their childhood, copying is considered to be an important part of learning and, thus depicts the behaviors and personality of a child [1, 2]. Parental narcissism can also be responsible for narcissism in a child, as (s)he unconsciously internalizes it [3].

Literature indicates that the self-esteem of a child is positively correlated with approval/disapproval from parents [4]. However, overvaluation and following a narcissistic parent often result in narcissism, where a child develops a feeling of superiority over others [5]. In the field of computational modeling narcissism has been addressed along with possible reactions to positive/negative feedbacks [6]. However, it would be interesting to see how a narcissistic parent influences his/her child, while being happy.

Causal modeling is a field of artificial intelligence, which is used to address many biological, cognitive and social phenomena [7, 8]. It is used to study the real-world processes, and entails how an event can influence the behavior of a process. For example, how a parent feeling happy or sad can influence behavior of a child, and how his/her behavior can vary if a parent is narcissistic. Here, we aim to answer a) which processes can be responsible to develop a narcissistic personality in children and, b) how maturity can change this behavior, while using social media. The obtained computational model can be used to predict narcissism and its progression in a child, especially when this child is interacting over social media. Prediction of such behaviors

can be helpful to detect narcissistic traits in a child [5], and can be used as a basis to cope with narcissism.

This paper is organized in five sections. Section 2 discusses the related work, Sect. 3 discusses the designed network model of the child based on the approach described in [8]. Section 4 addresses the simulation experiments and Sect. 5 concludes the paper.

## 2 Related Work

Much literature is available to address the mental and social development of children and adolescents under parental influence [2, 9, 10]. This section covers the development of a child of a narcissistic parent using three types of input: psychological, social and neurological sciences.

Psychologically and socially, a clear distinction is to be made between narcissism and self-esteem. The former is related to self-love/self-rewarding behavior, while the latter is related to the sense of self-worth [11] without feeling superiority. An outcome of parental warmth results in high esteem, however overvaluation can result a narcissistic child [9]. The self-inflation hypothesis states that when a child is overly admired, this leads him or her to be a narcissist, as children use this kind of feedback to form a view of themselves, like they believe others look at them [5]. Using social media at childhood is not a new thing, and can be used for entertainment or for self-expression [12]. A reason to use social media can be novelty, which can be related to: technology, remaining active over social media/trend setting, or the content itself [13]. Through literature, it has been shown that children use copying behavior from their surrounding people [1]. Another study indicates, that children mimic the grandiosity of their mothers by internalizing experiences based on mutual interactions. This internalization helps to form the image of oneself, which in this way is an unconscious projection of early care-givers (e.g., parents) [3]. Another study indicates that narcissism may get less with maturity of a child [14].

From a neurological perspective, parental influence is addressed from early age of a child [15]. Variations in the brain have been explored in different studies, which indicate changes in the brain volume or the grey matter that are a result of parent-child interactions [15, 16]. Another study showed that the child and mother have greater perceptual similarity for a situation [17]. For narcissism and self-exhibition different brain regions like Prefrontal Cortex (PFC), Anterior Cingulate Cortex (ACC), insula and temporal lobe are enhanced along with striatum during self-rewarding behavior [18–20].

Temporal-causal modelling is a branch of causal modeling is used to address different biological, social, behavioral, cognitive, affective and many other types of processes in an integrative manner. For example, while being in a social environment, one person can influence another person. From a social science view, this is called ‘social contagion’, through which behavior of a person influences another person’s behavior. However multiple inputs can affect this behavior [21], along with the social contagion. Previously, a narcissist’s vulnerability was modeled, through a reified network architecture. This indicates how different brain parts are causally related to each

other to dynamically generate a reaction over a positive or negative online feedback [6]. However, the parental influence of a narcissist parent, was not addressed, but should be addressed to detect and to provide support to a narcissistic child [9].

### 3 The Designed Complex Network Model

This section presents a multilevel mental network model of a child who is influenced by his/her parent based on the literature discussed in Sect. 2. The architecture is based on the reified architecture approach and consists of three levels, each of which signifies a special role related to the behavior of the model [8]. For instance, level I indicates the base model, level II and III address the adaptive behavior of the model. Here Fig. 1, depicts the graphical representation of one of the agents, i.e. a child and, Table 1 and 2 provide the information of each level. For the second agent (on left), i.e. the model of a narcissistic parent, who influences his/her child, please see here [6].

#### 3.1 Level I: Base Level

The designed network model is a conceptual representation of a real-world scenario. For example, consider a scenario “*He likes ice-cream, so he buys ice-cream*”, this can be represented by a causal relationship between two states  $X$  (*like ice-cream*) and  $Y$  (*buy ice-cream*), i.e.,  $X \rightarrow Y$ . The *activation level* of  $Y$  is determined by the *impact* of  $X$  on  $Y$  at a certain *time*. A temporal-causal network model is identified by three types of characteristics of a network:

**Connectivity:**

*Connection weights*  $\omega_{X,Y}$  indicate how strong state  $X$  influences state  $Y$ .

**Aggregation of Multiple Impacts:**

*Combination functions*  $c_Y(\dots)$  determine the aggregated causal impact from the single impacts  $\omega_{X_i,Y} X_i(t)$  of all incoming states ( $X_i : i = 1$  to  $N$ ) on state  $Y$ .

**Timing:**

*Speed factors*  $\eta_Y$  indicate the speed of causal influence over state  $Y$ .

Level I shows the base level of the model of a child, which consist of 26 states. Here, three types of arrows can be observed. Black arrows indicate a positive connection between two states with connection weights between  $[0,1]$ . Purple arrows indicate suppression (negative  $\omega_{X,Y}$ ) from one state to another, which is indicated by a negative sign with magnitude of connection weight in  $[-1, 0]$ . Green arrows represent adaptive connections between two states, which can change/learn over the time and will be discussed in detail in Sect. 3.2.

According to the literature addressed in Sect. 2, parents influence a child’s behavior. Here, we address that how a narcissist influences his/her child when he is happy. The parent is shown on the left with only one state  $e_{\text{happy}}$  without complex details of the model, for details of that part we refer to [6]. So  $e_{\text{happy}}$  (narcissistic parent is happy) acts the only input received from the parent. Upon getting the stimulus, the sensory ( $ss_h$ ) and representation ( $srs_h$ ) states get activated and, the child tries to act in the same way as his/her parent. An example can be ‘*being in a crowd and feel good to be noticed*’. This makes him believe positive (child belief state  $cbs$ ) about

him/herself and (s)he self exhibits. Moreover, he/she realize that the parent is factual. Thus, (s)he learns to replicate the parent’s reward seeking behavior ( $cfs_{love}$ ;  $c_{striatum}$ ;  $c_{insula}$ ;  $cfs_{reward}$ ) in a conscious way (cPFC). This process models social contagion behavior.

However, it is quite possible that he/she doesn’t agree with his/her parent with the passage of time. An example, can be that he/she may realizes with age ( $eval_h$ ) that the parent is an attention-seeker or a narcissist, so (s)he may react in another way. Here, learning is shown by the adaptive link (green). An example can be ‘*he can sit at a calm place ( $cps_{act}$ ;  $ces_{act}$ ) where he remains unnoticed*’, this action will give him or her inner satisfaction ( $fs_{sat}$ ). This kind of behavior can be learned from experiences (hipp). This also reflects that with age/maturity, narcissism might fade away.

**Table 1.** Categorical explanation of states of the base model (Level I).

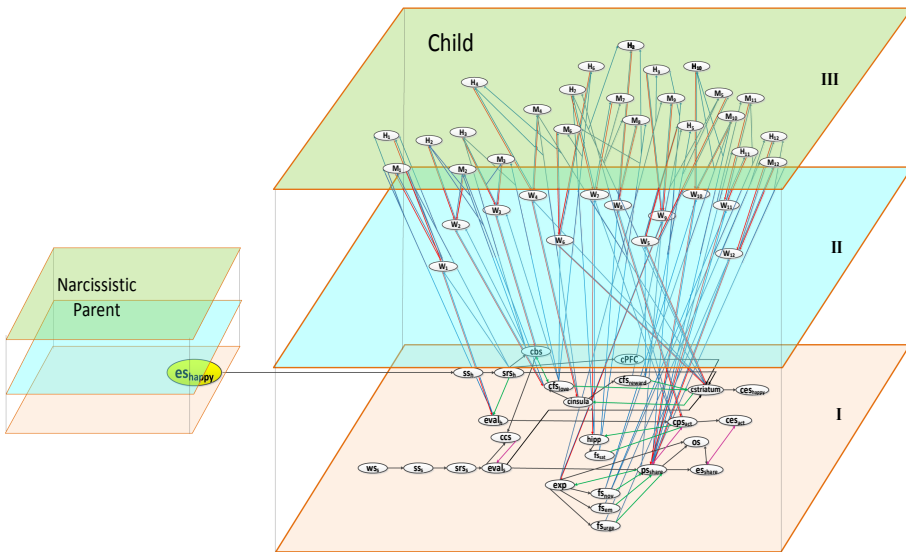
Categories		References
<b>Stimulus states:</b>		<i>Stimulus is sensed and leads to representation: [21]</i>
$eS_{happy}$	Input from a narcissistic parent	
$ws_s$	Using social media	
<b>Social contagion related states:</b>		<i>“yet familiarity.. infants copy more actions of a familiar, compared to an unfamiliar model”[1]</i> <i>“mothers show high self- child overlap in perceptual similarity in the FFA regardless of their relationship quality with their child” [17]</i>  <i>“adolescents was associated with neural activation in social brain regions required to put oneself in another’s shoes” [17]</i>
$cbs$	Belief state of child	
	$cstriatum$	
	Striatum: Brain part of child	
cPFC	Prefrontal Cortex: Brain part	
$cfs_{love}$	Feeling of self-love (Amygdala)	
$cfs_{reward}$	Feeling of self-reward (Amygdala)	
$ces_{happy}$	Execution state of happiness	
<b>Non-narcissistic related states:</b>		
$eval_h$	Evaluation state for analyzing behaviors	
$cps_{act}$	Preparation state	
$ces_{act}$	Execution state	
hipp	Hippocampus: Brain part for memories	
$fs_{sat}$	Feeling of satisfaction	

(continued)

**Table 1.** (continued)

Categories		References
<b>Social media related states:</b>		"Emotion then facilitates behavior that is in line with our concerns" [22]
$ws_s$	Input from social media (e.g. a post)	
$ss_s$	Sensory state	
$srs_s$	Representation state	
$eval_s$	Evaluation of the input, based on belief	
$os$	Ownership state	
$ps_{share}$	Preparation state	
$es_{share}$	Execution state	
$exp$	Experience	
$fs_i$	Feeling states $i = novelty (nov)/emotion (em) / urge$	

Another stimulus to the child is when (s)he starts using the social media. This is represented by the world state ( $ws_s$ ), respective sensory ( $ss_s$ ) and representation state ( $srs_s$ ). A child can share the content after evaluating ( $eval_s$ ) it, based on three attributes: novelty ( $fs_{nov}$ ), some emotional value attached to it ( $fs_{em}$ ), and the urge to share ( $fs_{urge}$ ) it. This can be earned by experience ( $exp$ ) and learning. Moreover, his action is self-attributed (ownership state:  $os$ ). Here the control state ( $ccs$ ) controls the sharing phenomena based upon beliefs influenced by his/her parent. Similar to his/her parent, when the child starts using social media, he/she might get pleasure by exhibiting himself.



**Fig. 1.** Multi-leveled reified network architecture for a child.

### 3.2 Level II: First-Order Adaptation

This level addresses the adaptation principle related to ‘Hebbian Learning’, which is represented at Level II, by twelve W-states  $W_i$  (where  $i = 1$  to 12 representing the weights of the twelve green colored connections at Level I). The dynamics of these W-states shows the learning of these connections in terms of persistence and time addressed in Sect. 3.3. The involved states at level I act as presynaptic and postsynaptic states for a W-state. For illustration, consider  $W_{10}$  (or  $W_{fs_{nov}, ps_{share}}$ ), for  $fs_{nov}$  and  $ps_{share}$  as presynaptic and postsynaptic states for connection  $fs_{nov} \rightarrow ps_{share}$ . This indicates that the strength of a connection  $fs_{nov} \rightarrow ps_{share}$  can change over time according to  $W_{10}$ . Table 2 enlist the W-states for the twelve adaptive connections. See [8] for more details about modeling the hebbian learning principle.

### 3.3 Level III: Second-Order Adaptation

The adaptation principles can themselves change over time as well, which is represented by the notion of meta-plasticity exhibited at this level III [8]. Here, 24 meta-plasticity-related states are represented by  $M_i$  and  $H_i$  (Table 2). The former is related to the persistence while the latter is related to the speed of learning of the states  $W_i$  (where  $i = 1$  to 12). These states have upward (blue) arrows from the presynaptic, postsynaptic and relevant W-states. The downward causal connections (red) from H- and M-states influence the related W-states. To illustrate it further, consider  $M_{10}$  and  $H_{10}$ , they have upward arrows from the state  $fs_{nov}$  (presynaptic),  $ps_{share}$  (postsynaptic) and  $W_{10}$  state ( $W_{fs_{nov}, ps_{share}}$ ) for connection  $fs_{nov} \rightarrow ps_{share}$ . For the downward connection, states  $M_{10}$  and  $H_{10}$  have downward arrows to  $W_{10}$ , to control its persistence and speed, respectively. A low value of  $H_{10}$  makes a low speed of learning of  $W_{10}$  and can be used (together with  $M_{10}$ ) to control the learning and persistence of the concerning base level connection ([8], p. 110).

**Table 2.** Explanation of states in level II and III.

States per Level	References	
<b>Level II (Plasticity/Hebbian learning for Omega states):</b>	<i>First-order adaptation level for plasticity by Hebbian learning [8, 21]</i>	
$W_1: W_{srs_h, eval_h}$		for $srs_h \rightarrow eval_h$
$W_2: W_{bs, fs_{love}}$		for $cbs \rightarrow cfs_{love}$
$W_3: W_{fs_{love}, bs}$		for $cfs_{love} \rightarrow cbs$
$W_4: W_{striatum, insula}$		for $cstraitum \rightarrow cinsula$
$W_5: W_{fs_{reward}, striatum}$		for $cfs_{reward} \rightarrow striatum$
$W_6: W_{fs_{love}, striatum}$		for $cfs_{love} \rightarrow striatum$
$W_7: W_{ps_{sat}, hipp}$		for $ps_{sat} \rightarrow hipp$
$W_8: W_{fs_{sat}, ps_{act}}$		for $fs_{sat} \rightarrow cps_{act}$
$W_9: W_{ps_{share}, exp}$		for $ps_{share} \rightarrow exp$
$W_{10}: W_{fs_{nov}, ps_{share}}$	for $fs_{nov} \rightarrow ps_{share}$	

(continued)

**Table 2.** (continued)

States per Level		References
$W_{11}$ : $W_{fs_{em}}, ps_{share}$	for $fs_{em} \rightarrow ps_{share}$	
$W_{12}$ : $W_{urge}, ps_{share}$	for $urge \rightarrow ps_{share}$	
<b><u>Level III (Meta-Plasticity/Learning rate and persistence):</u></b>		<i>Second-order adaptation level for meta-plasticity to control the Hebbian learning [8]</i>
$M_i$ : Persistence for $i = W_j; j = 1, \dots, 12$		
$H_j$ : Learning rate for $i = W_j; j = 1, \dots, 12$		

We used two type of inputs for the model of a child. One is received from the parent:  $e_{happy}$  is equal to the value obtained from his/her parent. As we address here the influence of a happy parent, the value ranges between 0.8–1. The second input is when the child uses social media, which is indicated by  $ws_s = 1$  and 0 otherwise. Three combination functions were used to aggregate causal impact:

- a) States  $ss_h, srs_h, ces_{happy}, fs_{sat}, ss_s, srs_s$  used the Euclidian function.

$$\mathbf{eucl}_{n,\lambda}(V_1, \dots, V_k) = \sqrt[n]{(V_1^n + \dots + V_k^n)/\lambda}$$

- b) For 43 states (cbs; cPFC; cfs<sub>love</sub>; cfs<sub>reward</sub>; cinsula; cstiatum; eval<sub>h</sub>; ps<sub>act</sub>; es<sub>act</sub>; hipp; ces; eval<sub>s</sub>; exp; fs<sub>novel</sub>; fs<sub>em</sub>; fs<sub>urge</sub>; os; ps<sub>share</sub>; e<sub>share</sub>; H<sub>i</sub>; M<sub>i</sub>  $i = 1-12$ ), the function **alogistic** (with positive steepness  $\sigma$  and threshold  $\tau < 1$ ) was used:

$$\mathbf{alogistic}_{\sigma,\tau}(V_1, \dots, V_k) = \left[ \frac{1}{1 + e^{-\sigma(V_1 + \dots + V_k - \tau)}} - \frac{1}{1 + e^{\sigma\tau}} \right] (1 + e^{-\sigma\tau})$$

where each  $V_i$  is the single impact computed by the product of weight and state value:  $\omega_{X,Y}X(t)$ .

- c) Lastly, for the 12 adaptation states ( $W_i; i = 1-12$ ) we used Hebbian learning principle defined by the following combination function:

$$\mathbf{hebb}_{\mu}(V_1, V_2, W) = V_1 V_2 (1 - W) + \mu W$$

Numerically, a reified-network-architecture-based model is represented as follows [8]:

1. At every time point  $t$ , the activation level of state  $Y$  at time  $t$  is represented by  $Y(t)$ , with the values between  $[0, 1]$ .
2. The single impact of state  $X$  on state  $Y$  at time  $t$  is represented by **impact** $_{X,Y}(t) = \omega_{X,Y} X(t)$ ; where  $\omega_{X,Y}$  is the weight of connection  $X \rightarrow Y$ .



3. Special states are used to model network adaptation based on the notion of network reification, which means that network characteristic are represented by network states. For example, state  $\mathbf{W}_{X,Y}$  represents an adaptive connection weight  $\omega_{X,Y}(t)$  for the connection  $X \rightarrow Y$ , while  $\mathbf{H}_Y$  represents an adaptive speed factor  $\eta_Y(t)$  of state  $Y$ . Similarly,  $\mathbf{C}_{i,Y}$  and  $\mathbf{P}_{i,j,Y}$  represent adaptive combination functions  $c_Y(\dots, t)$  over time and its parameters respectively. Combination functions are built as a weighted average from a number of basic combination functions  $\text{bcf}_i(\dots)$ , which take parameters  $P_{i,j,Y}$  and values  $V_i$  as arguments. The universal combination function  $\mathbf{c}^*_Y(\dots)$  for any state  $Y$  is defined as:

$$\mathbf{c}^*_Y(S, C_1, \dots, C_m, P_{1,1}, P_{2,1}, \dots, P_{1,m}, P_{2,m}, V_1, \dots, V_k, W_1, \dots, W_k, W) = W + S[C_1 \text{bcf}_1(P_{1,1}, P_{2,1}, W_1 V_1, \dots, W_k V_k) + \dots + C_m \text{bcf}_m(P_{1,m}, P_{2,m}, W_1 V_1, \dots, W_k V_k)] / (C_1 + \dots + C_m) - W$$

where at time  $t$ :

- variable  $S$  is used for the speed factor reification  $\mathbf{H}_Y(t)$
- variable  $C_i$  for the combination function weight reification  $\mathbf{C}_{i,Y}(t)$
- variable  $P_{i,j}$  for the combination function parameter reification  $\mathbf{P}_{i,j,Y}(t)$
- variable  $V_i$  for the state value  $X_i(t)$  of base state  $X_i$
- variable  $W_i$  for the connection weight reification  $\mathbf{W}_{X_i,Y}(t)$
- variable  $W$  for the state value  $Y(t)$  of base state  $Y$ .

4. Based on the above universal combination function, the effect on any state  $Y$  after time  $\Delta t$  is computed by the following *universal difference equation* as:

$$Y(t + \Delta t) = Y(t) + [\mathbf{c}^*_Y(\mathbf{H}_Y(t), \mathbf{C}_{1,Y}(t), \dots, \mathbf{C}_{m,Y}(t), \mathbf{P}_{1,1}(t), \mathbf{P}_{2,1}(t), \dots, \mathbf{P}_{1,m}(t), \mathbf{P}_{2,m}(t), X_1(t), \dots, X_k(t), \mathbf{W}_{X_1,Y}(t), \dots, \mathbf{W}_{X_k,Y}(t), Y(t)) - Y(t)] \Delta t$$

which also can be written as a *universal differential equation*:

$$\mathbf{d}Y(t)/\mathbf{d}t = \mathbf{c}^*_Y(\mathbf{H}_Y(t), \mathbf{C}_{1,Y}(t), \dots, \mathbf{C}_{m,Y}(t), \mathbf{P}_{1,1}(t), \mathbf{P}_{2,1}(t), \dots, \mathbf{P}_{1,m}(t), \mathbf{P}_{2,m}(t), X_1(t), \dots, X_k(t), \mathbf{W}_{X_1,Y}(t), \dots, \mathbf{W}_{X_k,Y}(t), Y(t)) - Y(t)$$

The dedicated software environment used was implemented in MATLAB, which takes input of the network characteristics represented by role matrices. A role matrix is a specification indicating the role played by each state. This involves the states of the base models and the states related to plasticity and meta-plasticity and their roles along with the related parameters. Detailed information for the model can be found online [23].

## 4 Simulation Experiments

Simulation experiments offer insights in the model dynamics reflecting the human behavior. In this section we present how a narcissistic parent influences his/her child. Here, we have discussed only the scenarios, when a parent is happy, thus  $e_{\text{happy}}$  is high

for the parent [6]. The simulation scenarios related to a child are when he/she is a) exhibiting narcissism under parental influence, b) when he/she is learning not to be a narcissist, and c) exhibition of narcissism while using the social media.

### 4.1 A Child Displaying Influence of a Parent’s Narcissism

This first scenario addresses a child which is not using social media, but gets parental influence. An simple example scenario can be: A parent is an actor on a TV-show; when a child is along his/her parent then he will also like to react in a duplicate/instructed manner, to make the parent happy.

Figure 2 shows the results of such a scenario, here  $es_{happy}$  (blue) acts as input to the child (gains value = 0.95 at time point  $t = 25$ ) [6], and  $ws_s = 0$ , as the child is not using the social media. The respective sensory ( $ss_h$ ) and representation ( $srs_h$ ; mustard) activates after  $es_{happy}$ . This activates the belief state ( $cbs$ : purple dots) and cortex (cPFC: green) of the child at the same time  $t \approx 11$ . Reward related states ( $cstriatum$ : brown - bold and  $ces_{happy}$ : mustard - bold) starts to activate around  $t = 15$  but stays till value = 0.55. At this moment the child’s feeling related to self-reward are not active indicating that the child is just mimicking his/her parent without being influenced by his/her own feelings. However, at time point  $t > 280$ , feelings of self-love ( $cfs_{love}$ : red) and self-rewarding ( $cfs_{reward}$ : brightgreen) start to increase due to activation in the insula (cinsula: magenta) at time point  $t = 250$ . This leads to reflect the narcissistic behavior (through social contagion), by increasing  $cstriatum$  and  $ces_{happy}$  to value = 1 at time point  $t = 300$ . This is also reflected by an increase in  $cbs$  at  $t \approx 280$ , indicating the learning of self-view or belief ( $cbs$ ).

Here, the dotted lines show the dynamics of the involved W-states (i.e.:  $W_2, W_3, W_4, W_5$  and  $W_6$ ), indicating the hebbian learning effect through the involved states of the base model. It can be seen that learning for the self-rewarding states starts at time point  $t > 50$  shown by  $W_4$ , which leads  $W_5$  and  $W_6$  to learn around time point  $t \approx 280$  and the child is able to learn this contagion behavior around time point  $t > 300$ . Here it can be noted that  $W_2$  and  $W_3$  also reflect this at  $t \approx 280$  thus reflecting learning of connections  $cbs \rightarrow cfs_{love}$  and  $cfs_{love} \rightarrow cbs$  (at Level I). This behavior indicate that the child has learnt how to act in a social environment.

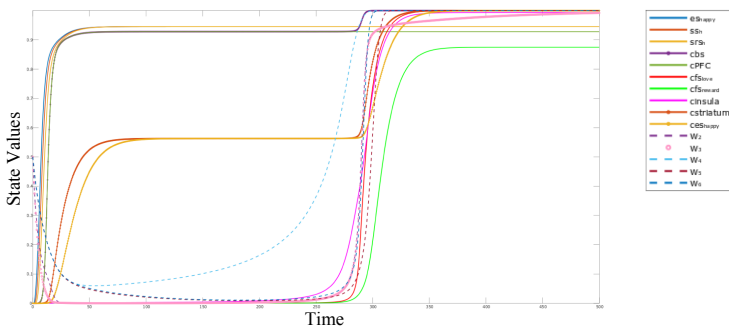


Fig. 2. Child replicating his parent’s narcissism ( $es_{happy} = 1$ )

### 4.2 Influence of Age Over Narcissism

In this second scenario, with the passage of time (age) the child notices that his parent is a narcissist and he chooses for him/herself not to be a narcissist. An example can be that the child is in a social gathering along with his/her parent but prefers to sit at a calm/unnoticed place, rather than replicating the parent’s behavior. So, while the parent is exhibiting his grandiosity, the child prefers to remain unnoticed.

Figure 3 shows such a scenario, the child gets the stimulus ( $es_{happy} = 0.95$  at time point  $< 25$ ) while not using the social media  $ws_s = 0$ . He/she starts to learn through hebbian learning that (s)he should not replicate his/her parent. This evaluation is shown by the corresponding evaluation state ( $eval_h$ : purple), which is activated around time point  $t = 20$ , after the sensory ( $ss_s$ : brown) and representation state ( $srs_s$ : mustard). It further activates the states of action with personal satisfaction in the duration of  $t = 50-150$  ( $cps_{act}$ : green,  $fs_{sat}$ : blue,  $hipp$ : brown and  $ces_{act}$  : light blue).

Here, dotted states show the W-states of the model. It can be seen that the learning starts at time point  $t \approx 25$  with his/her age ( $W_1$ ) and helps  $W_7$  and  $W_8$  to learn by  $t = 100$ . This indicates that the child is able to learn by his experience till time point  $t = 200$  which is also reflected in his behavior/action ( $ces_{act}$ ). Here, it is interesting to notice the behavior of  $W_1$  and  $W_8$ , at first he/she un-learns the feeling of satisfaction and evaluation regarding the grandiosity of parent, by using his memories ( $hipp$ ), which doesn’t drop over the time and, the experiences are earned by the action ( $W_1$  and  $W_8$ ).

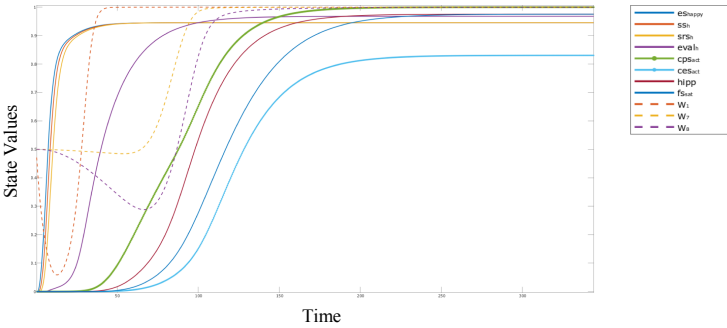


Fig. 3. Child learns to be non-narcissistic ( $es_{happy} = 1$ )

### 4.3 Child Using Social Media

In this section, we address the dynamics of the adaptive network model, when a child uses social media (like WhatsApp/Twitter). This is shown in episodes a) when a child is not using the social media and b) when child is using the social media (Fig. 4). Initially, when a child doesn’t use social media at all and, (s)he is under the influence of a parent ( $es_{happy} = 1$ ), the self-rewarding states are already active (bold curves -  $cstriautm$ : purple;  $ces_{happy}$ : green;  $cinsula$ : cyan) before time point  $t = 60$ .

The new episode starts at  $t = 60$ , when (s)he starts using social media i.e.  $ws_s = 1$  (shaded region). This activates the corresponding sensory ( $ss_s$ ) and representation ( $srs_s$ ) states. After some time, the control state ( $ccs$ : purple) and evaluation state ( $eval_s$ : green)

activate and increases the preparation ( $ps_{share}$ : magenta) and execution states ( $es_{share}$ : red). The three associated feelings: novelty ( $fs_{nov}$ : brown dotted), urge ( $fs_{urge}$ : blue dotted) and emotion ( $fs_{em}$ : light blue) associated to the content, tends to grow by every episode along with the experience ( $exp$ ). An example of experience can be, the number of likes or comments obtained from others over certain content. Here, the self-rewarding states are alleviated during sharing of the content, indicating that sharing gives him/her narcissistic pleasure. The suppression of self-rewarding states between  $t = 120-180$ , indicate that the child enjoys self-exhibiting on social media with parental influence. However, once narcissistic pleasure reaches a maximum (value = 1), the self-rewarding states stay high, indicating that (s)he is always looking for reward and attention or love.

In Fig. 5, it can be seen that W-states related to self-rewarding behavior ( $W_i; i = 2-6$ ) continue to learn with each episode of sharing the content over the social media till  $t = 250$ . This shows that the narcissistic instinct of the child is fulfilled by sharing any content over social media. The W-states related to sharing the content over social media ( $W_i; i = 9-12$ ) slowly increase with time, and after  $t > 450$ , they reach their maximum values. This indicates that the child has learnt about sharing from his/her experiences in each episode. It would be interesting to see behavior of  $W_{12}(W_{urge,psshare})$ , as it shows that the urge of sharing content is almost new at the start of each episode (/exposure to social media) till he is a regular user of social media.

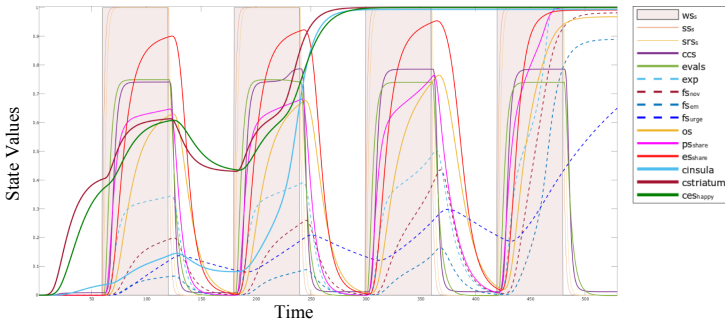


Fig. 4. Child sharing and self-rewarding states are active ( $es_{happy} = ws_s = 1$ )

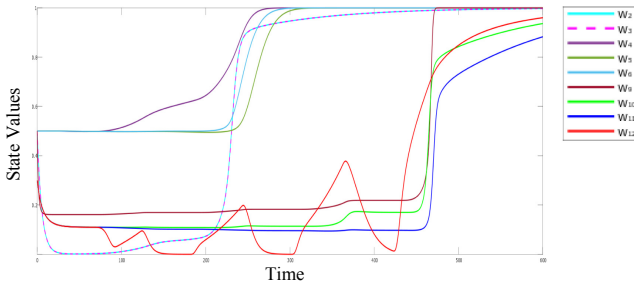


Fig. 5. W states while child is sharing and self-rewarding states are active ( $es_{happy} = 1; ws_s = 1$ )

## 5 Conclusion

Our work aims to explore computationally how a child can be influenced by her or his parent's narcissism through a second-order adaptive network model. The model was designed based upon social, cognitive and psychological literature. Three simulations were presented. First we showed a) how a child mimics his/her parent grandiosity, then we showed b) how she or he learns to act in a non-narcissist way based upon experience. We also explored c) how a child decides what she or he should share over social media and how this influences his behavior.

As a future work, we would like to collect and use empirical data related to our model, to verify the behavior of the model with real-world data.

## References

1. Wood, L.A., Kendal, R.L., Flynn, E.G.: Whom do children copy? Model-based biases in social learning. *Dev. Rev.* **33**(4), 341–356 (2013). <https://doi.org/10.1016/j.dr.2013.08.002>
2. Paley, B., Conger, R.D., Harold, G.T.: Parents' affect, adolescent cognitive representations, and adolescent social development. *J. Marriage Fam.* **62**(3), 761–776 (2000). <https://doi.org/10.1111/j.1741-3737.2000.00761.x>
3. Mahler, M.S., Pine, F., Bergman, A.: *The Psychological Birth of the Human Infant. Symbiosis and Individuation*. Basic Books, New York (1975)
4. Wickstrom, D.L., Fleck, J.R.: Missionary children: correlates of self-esteem and dependency. *J. Psychol. Theol.* **11**(3), 221–230 (1983). <https://doi.org/10.1177/009164718301100308>
5. Brummelman, E., Nelemans, S.A., Thomaes, S., Orobio de Castro, B.: When parents praise inflates, children's self-esteem deflates'. *Child Dev.* **88**(6), 1799–1809 (2017). <https://doi.org/10.1111/cdev.12936>
6. Jabeen, F., Gerritsen, C., Treur, J.: 'I ain't like you' a complex network model of digital narcissism. In: Cherifi, H., Gaito, S., Mendes, J.F., Moro, E., Rocha, L.M. (eds.) *COMPLEX NETWORKS 2019*. *SCI*, vol. 882, pp. 337–349. Springer, Cham (2020). [https://doi.org/10.1007/978-3-030-36683-4\\_28](https://doi.org/10.1007/978-3-030-36683-4_28)
7. Kuipers, B.: Commonsense reasoning about causality: deriving behavior from structure - ScienceDirect. *Artif. Intell.* **24**(1–3), 169–203 (1984). [https://doi.org/10.1016/0004-3702\(84\)90039-0](https://doi.org/10.1016/0004-3702(84)90039-0)
8. Treur, J.: *Network-Oriented Modeling for Adaptive Networks: Designing Higher-Order Adaptive Biological Mental and Social Network Models*. Springer, Heidelberg (2020). <https://doi.org/10.1007/978-3-030-31445-3>
9. Brummelman, E., Thomaes, S., Nelemans, S.A., Orobio de Castro, B., Overbeek, G., Bushman, B.J.: Origins of narcissism in children. *Proc. Natl. Acad. Sci.* **112**(12), 3659–3662 (2015). <https://doi.org/10.1073/pnas.1420870112>
10. Dwairy, M.: Parental acceptance–rejection: a fourth cross-cultural research on parenting and psychological adjustment of children. *J. Child Fam. Stud.* **19**(1), 30–35 (2010). <https://doi.org/10.1007/s10826-009-9338-y>
11. Brummelman, E., Thomaes, S., Sedikides, C.: Separating narcissism from self-esteem. *Curr. Dir. Psychol. Sci.* **25**(1), 8–13 (2016). <https://doi.org/10.1177/0963721415619737>
12. Gross, D.: *Social networks and kids: how young is too young?* CNN Tech (2009)

13. Jadin, T., Gnambs, T., Batinic, B.: Personality traits and knowledge sharing in online communities. *Comput. Hum. Behav.* **29**(1), 210–216 (2013)
14. Foster, J.D., Keith Campbell, W., Twenge, J.M.: Individual differences in narcissism: inflated self-views across the lifespan and around the world. *J. Res. Pers.* **37**(6), 469–486 (2003). [https://doi.org/10.1016/S0092-6566\(03\)00026-6](https://doi.org/10.1016/S0092-6566(03)00026-6)
15. Sethna, V., et al.: Mother–infant interactions and regional brain volumes in infancy: an MRI study. *Brain Struct. Funct.* **222**(5), 2379–2388 (2016). <https://doi.org/10.1007/s00429-016-1347-1>
16. Kok, R., et al.: Normal variation in early parental sensitivity predicts child structural brain development. *J. Am. Acad. Child Adolesc. Psychiatry* **54**(10), 824–831.e1 (2015). <https://doi.org/10.1016/j.jaac.2015.07.009>
17. Lee, T.-H., Qu, Y., Telzer, E.H.: Love flows downstream: mothers’ and children’s neural representation similarity in perceiving distress of self and family. *Soc. Cogn. Affect. Neurosci.* **12**(12), 1916–1927 (2017). <https://doi.org/10.1093/scan/nsx125>
18. Daniel, R., Pollmann, S.: A universal role of the ventral striatum in reward-based learning: evidence from human studies. *Neurobiol. Learn. Mem.* **114**, 90–100 (2014). <https://doi.org/10.1016/j.nlm.2014.05.002>
19. Fan, Y., et al.: The narcissistic self and its psychological and neural correlates: an exploratory fMRI study. *Psychol. Med.* **41**(8), 1641–1650 (2011). <https://doi.org/10.1017/S003329171000228X>
20. Olsson, J., Berglund, S., Annett, J.: Narcissism – Brain and Behavior: Self-views and Empathy in the Narcissistic Brain, p. 45. School of Bioscience (2014)
21. Treur, J.: Network-Oriented Modeling. Springer, Cham (2016). [https://doi.org/10.1007/978-3-319-45213-5\\_18](https://doi.org/10.1007/978-3-319-45213-5_18)
22. Zeelenberg, M., Nelissen, R.M.A., Breugelmans, S.M., Pieters, R.: On emotion specificity in decision making: why feeling is for doing. *Judgm. Decis. Mak.* **3**(1), 18–27 (2008)
23. Jabeen, F.: N\_Child Specifications, MsFakhra Specs, 04 February 2020. [https://github.com/MsFakhra/ParentalInfluence\\_NarcissticInfluence](https://github.com/MsFakhra/ParentalInfluence_NarcissticInfluence)