

## VU Research Portal

### Correlated electromigration of H in the switchable mirror YH3-delta

van der Molen, S.J.; Welling, M.S.; Griessen, R.P.

**published in**

Physical Review Letters  
2000

**DOI (link to publisher)**

[10.1103/PhysRevLett.85.3882](https://doi.org/10.1103/PhysRevLett.85.3882)

**document version**

Publisher's PDF, also known as Version of record

[Link to publication in VU Research Portal](#)

**citation for published version (APA)**

van der Molen, S. J., Welling, M. S., & Griessen, R. P. (2000). Correlated electromigration of H in the switchable mirror YH3-delta. *Physical Review Letters*, 85, 3882-3885. <https://doi.org/10.1103/PhysRevLett.85.3882>

**General rights**

Copyright and moral rights for the publications made accessible in the public portal are retained by the authors and/or other copyright owners and it is a condition of accessing publications that users recognise and abide by the legal requirements associated with these rights.

- Users may download and print one copy of any publication from the public portal for the purpose of private study or research.
- You may not further distribute the material or use it for any profit-making activity or commercial gain
- You may freely distribute the URL identifying the publication in the public portal ?

**Take down policy**

If you believe that this document breaches copyright please contact us providing details, and we will remove access to the work immediately and investigate your claim.

**E-mail address:**

[vuresearchportal.ub@vu.nl](mailto:vuresearchportal.ub@vu.nl)

## Correlated Electromigration of H in the Switchable Mirror $\text{YH}_{3-\delta}$

S. J. van der Molen,\* M. S. Welling, and R. Griessen

*Faculty of Sciences, Division of Physics and Astronomy, Vrije Universiteit  
De Boelelaan 1081, 1081 HV Amsterdam, The Netherlands*

(Received 30 May 2000)

Electromigration of hydrogen in  $\text{YH}_{3-\delta}$  is studied by exploiting the H concentration dependence of the optical transmission of  $\text{YH}_{3-\delta}$ . We find the effective valence  $Z^*$  of H in  $\text{YH}_{3-\delta}$  to be negative. Its value is dominated by a huge wind-force-like term, i.e.,  $Z^* \approx K/\rho$ , with  $K \sim -60 \text{ m}\Omega \text{ cm}$ . This value is 3 orders of magnitude larger than typical for H in metals. In an Arrhenius plot, the ratio of hydrogen and electron fluxes extrapolates to unity at infinite temperature, suggesting a one-to-one correlation of hydrogen and electron hopping. We discuss our results in the light of strong electron correlation theories which predict each proton to bind two electrons in a sort of Zhang-Rice singlet.

PACS numbers: 66.30.Qa, 66.30.Jt, 71.20.Eh, 71.30.+h

An electric field applied to a solid causes a diffusive flow of atoms. This process, referred to as electromigration, has been the subject of continuous research for two very different reasons. Concerning technology, electromigration is a serious problem as it causes interconnecting lines in integrated circuits to fail. Concerning theory, there has been a long-lasting controversy about the force experienced by an impurity in a metal carrying an electrical current. Two contributions are usually considered [1]: (i) the “direct” force  $\mathbf{F}_d = Z_d e \mathbf{E}$  due to the field  $\mathbf{E}$  acting directly on the impurity. The size of  $Z_d$  has been under debate ever since it was claimed that the charge of an interstitial impurity in a metal is completely screened [2]; (ii) the “wind” force  $\mathbf{F}_{\text{wind}} = Z_{\text{wind}} e \mathbf{E}$  due to a net momentum transfer by scattering charge carriers. The theory of the wind force is well established and in general one finds  $Z_{\text{wind}} = K/\rho$ , where  $\rho$  is the total resistivity and  $K$  is approximately constant. Experimentally, one determines the quantity  $Z^* = Z_d + Z_{\text{wind}}$ , so that any information on  $Z_d$  and  $Z_{\text{wind}}$  is to be found from the dependence of  $Z^*$  on  $\rho$ .

For a fundamental study of electromigration, metal hydrides are model systems as H occupies interstitial sites so that its diffusion process is simple and H is highly mobile [3,4]. In metallic hydrides such as  $\text{PdH}_x$ ,  $\text{VH}_x$ ,  $\text{NbH}_x$ , and  $\text{TaH}_x$ , hydrogen behaves as a partially screened proton ( $0 < Z_d \lesssim 1$ ), while  $K$  is typically between 10 and  $100 \mu\Omega \text{ cm}$  [5–8]. In this study we consider electromigration of H near a metal-insulator (MI) transition using the switchable mirrors recently discovered by Huiberts *et al.* [9]. In these materials [ $\text{YH}_x$ ,  $\text{LaH}_x$  and the rare earth (RE) hydrides [10]] a spectacular change in optical and electrical properties takes place with increasing H content. In  $\text{YH}_x$ , both the hcp  $\alpha$ -phase ( $\text{YH}_{x < 0.21}$ ) and fcc  $\beta$ -phase ( $\text{YH}_{1.8 < x < 2.1}$ ) are metallic, whereas the hcp  $\gamma$ -phase ( $\text{YH}_{x > 2.7}$ ) is transparent with an optical gap of 2.6 eV [11–13]. The precise nature of the insulating ground state has been a subject of recent debate. Two different schools emerged in 1997, one considering a

Peierls-like distortion [14] and one assuming strong electron correlations [15,16]. Very recently, calculations in the GW approximation were performed, yielding an insulating ground state for  $\text{YH}_{3-\delta}$  [17]. It is of special interest to investigate electromigration of H in  $\text{YH}_{3-\delta}$ , not only because future devices will be electrically switched [18], but also because strong correlation effects are expected to be important.

In this Letter we extend the optical method of Den Broeder *et al.* [19] to study migration of hydrogen vacancies in  $\text{YH}_{3-\delta}$ . Our samples are prepared as follows. First, a 200 nm, polycrystalline Y film is e-gun evaporated on a sapphire substrate ( $T_{\text{sub}} = 293 \text{ K}$ ,  $p_{\text{base}} = 5 \times 10^{-9} \text{ mbar}$ ). Subsequently, a 30 nm Pd strip is deposited, covering the Y only partly. The uncovered Y is superficially oxidized in air, resulting in a thin oxide layer, which inhibits  $\text{H}_2$  dissociation and recombination [19,20]. The sample is mounted in a chamber equipped with optical windows, temperature control, and electrical leads. The chamber is placed onto the positioning table of an optical microscope (Olympus BX60F5) and 1 bar of  $\text{H}_2$  gas is introduced. Using a method described elsewhere, we hydrogenate the entire film to the  $\gamma$  phase via the Pd strip [21]. To study migration, some H is removed from the film, either by lowering the  $\text{H}_2$  pressure (at constant temperature) or by increasing the temperature (at constant  $p_{\text{H}_2}$ ), staying well above the  $\beta$ - $\gamma$  plateau [11,12]. In both cases H leaves the oxide-covered part of the sample by migrating laterally towards the Pd-covered region, where it recombines to form  $\text{H}_2$ . This results in a small, vacancy-rich region beneath the oxide top layer. Our experiment starts when the initial temperature and  $\text{H}_2$  pressure are restored. Within a few seconds, the Pd-covered part of the film returns to its original H concentration, but there is still an area beneath the oxide cap that contains extra vacancies. It serves as the initial distribution of our study of lateral electromigration of H vacancies (see Fig. 1a). Since the optical transmission  $T_{\text{opt}}$  of  $\text{YH}_{3-\delta}$  decreases when H is taken out, the

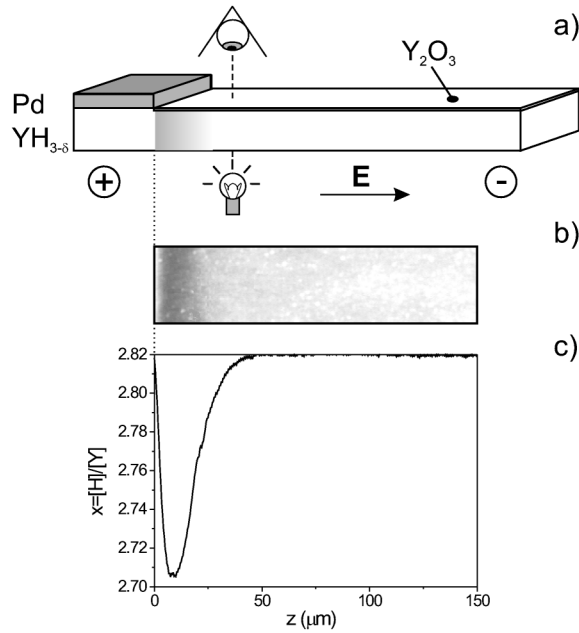


FIG. 1. Experimental procedure. (a) Sample configuration. In a 200-nm  $\text{YH}_{3-\delta}$  film covered on the left by a 30-nm Pd strip, a small amount of H is removed from the oxide-capped region. In 1 bar  $\text{H}_2$  the H deficient region (darker in optical transmission) serves as initial distribution in an electromigration experiment. Note that H can enter or leave the sample only via the Pd strip. An electric field pointing to the right is applied. (b) Optical transmission photograph of the initial ( $t_0 \equiv 0$ ) vacancy distribution in sample 1 at 70°C. For clarity, the contrast is enhanced and the Pd-covered part is not shown. (c) Local H concentration  $x \equiv [H]/[Y]$  vs distance from the Pd edge  $z$ , as inferred from (b) and Ref. [12].

vacancy-rich region is observed as a somewhat darker area of the sample (see Fig. 1b). This allows us to determine the *local* H concentration in the film from the *local* reduction of the transmission (see Fig. 1c) [11,12]. The actual H concentration  $c$  is related to  $x$  in  $\text{YH}_x$  by  $c = xN_A/V_m^\gamma$  where  $N_A$  is Avogadro's number and  $V_m^\gamma$  is the  $\gamma$ -phase molar volume. In Fig. 2 we show the evolution of the hydrogen distribution in Fig. 1c in the presence of an electric field (sample 1, current density  $j = 2.5 \times 10^3$  A/cm<sup>2</sup>,  $T = 343$  K). We observe that: (i) the perturbation moves towards the (-) pole and (ii) the distribution spreads out as a result of diffusion.

Theoretically, the hydrogen flux  $J_H$  is given by  $J_H = -L(\nabla\mu - Z^*eE)$  [5], where  $L$  is related to the Fickian diffusion coefficient by  $D = L \cdot \partial\mu/\partial c$ , and  $\mu$  is the chemical potential of H in  $\text{YH}_x$ . Using the continuity equation as well as  $Z^* = Z_d + K/\rho$  and  $E = \rho j$ , we find in one dimension:

$$\frac{\partial c}{\partial t} = \frac{\partial}{\partial z} \left[ D \frac{\partial c}{\partial z} \right] - \frac{\partial}{\partial c} \left[ \frac{D}{\partial\mu/\partial c} \left( Z_d + \frac{K}{\rho} \right) e\rho j \right] \frac{\partial c}{\partial z}, \quad (1)$$

where  $z$  is the lateral distance from the Pd-strip edge (see Fig. 1). Note that  $D$ ,  $\partial\mu/\partial c$ , and  $\rho$  are in principle

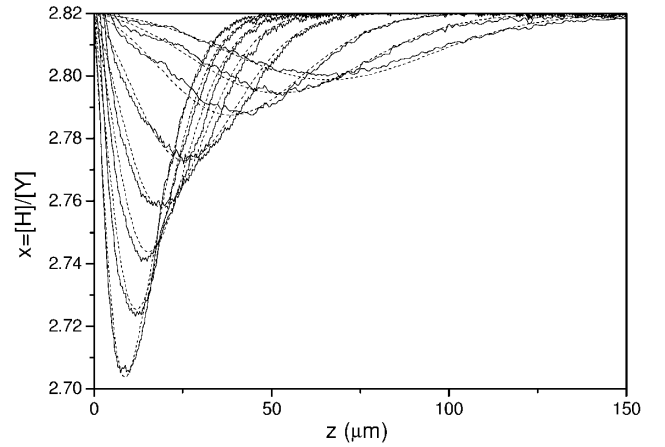


FIG. 2. Evolution of the local H concentration at 70°C and with  $j = 2.5 \times 10^3$  A/cm<sup>2</sup> (sample 1). The experimental curves (solid) are taken at  $t_i = 0, 62, 155, 279, 527, 1085, 1705,$  and  $2387$  s, for  $i = 0, \dots, 7$ . The dashed curves are fits to the data based on Eq. (2), using constant parameters  $D = 1.85 \times 10^{-9}$  cm<sup>2</sup>/s and  $v_0 = 19.5$  nm/s.

dependent on  $c$ . The concentration dependence of  $D$  can be deduced explicitly from Fig. 2, using  $[\partial c/\partial t]_{z=z(c_{\min})} = D(c_{\min}) \cdot [\partial^2 c/\partial z^2]_{t=t_i}$  at the minimum of every curve. As we find  $D$  to be essentially constant, Eq. (1) simplifies to

$$\frac{\partial c}{\partial t} = D \frac{\partial^2 c}{\partial z^2} - v(c) \frac{\partial c}{\partial z}, \quad (2)$$

with

$$v(c) \equiv Dej \frac{\partial}{\partial c} \left[ \frac{(\rho Z_d + K)}{\partial\mu/\partial c} \right]. \quad (3)$$

Although  $\mu(c)$  for  $\text{YH}_{3-\delta}$  deviates markedly from ideal lattice gas behavior [12], and  $\rho$  is strongly dependent on  $c$  due to the MI transition, the curves in Fig. 2 are surprisingly well described by Eq. (2) using *constant*  $v(c) \equiv v_0$ . To demonstrate this we solve Eq. (2) for constant  $v_0$  and  $D$ , using boundary conditions  $c(z=0, t) = c(z=\infty, t) \equiv c_{\max} \approx 2.82$  [12] and an initial distribution  $c_0(z)$  which is a fit to the first experimental curve  $c(z, t_0)$  [22]. As shown in Fig. 2, all concentration profiles  $c(z, t_i > 0)$  are well reproduced using  $v_0 = 19.5$  nm/s and  $D = 1.85 \cdot 10^{-9}$  cm<sup>2</sup>/s. Direct confirmation of the negligible concentration dependence of  $v$  is found by applying Eq. (2) at the inflexion point of every curve in Fig. 2.

In total, we performed 11 experiments on two samples at temperatures between 292 and 408 K. Both  $v_0$  and  $D$  exhibit Arrhenius behavior, the latter with activation energy  $E_a = 0.45 \pm 0.03$  eV (see Fig. 3a), a value comparable to the estimate obtained from NMR measurements by Balbach *et al.* ( $0.5 \pm 0.1$  eV) [23].

We proceed by showing that the velocity  $v(c)$  is dominated by the  $K$  term. For this we rewrite Eq. (3) as  $v_0/Dej = Z_d\zeta(c) + K\xi(c)$ , defining  $\zeta(c) \equiv \partial/\partial c[\rho \cdot (\partial\mu/\partial c)^{-1}]$  and  $\xi(c) \equiv \partial/\partial c[(\partial\mu/\partial c)^{-1}]$ .

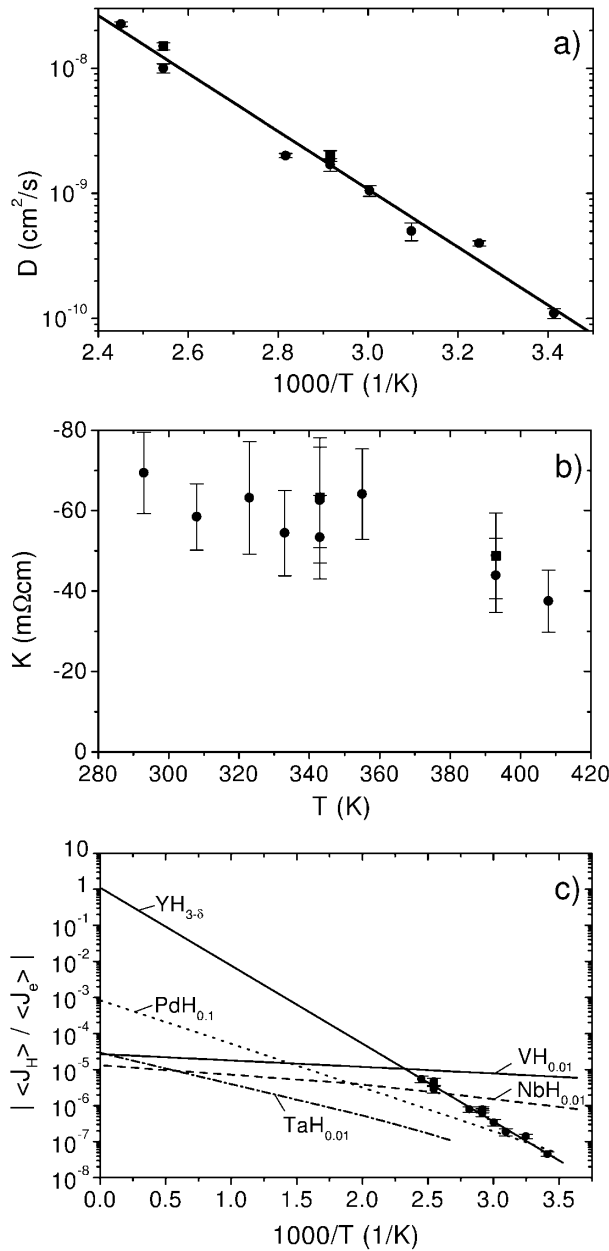


FIG. 3. (a) Arrhenius plot of  $D$  from experiments at various temperatures (circles: sample 1,  $j = 2.5 \times 10^3 \text{ A/cm}^2$ ; squares: sample 2,  $j = 5.0 \times 10^3 \text{ A/cm}^2$ ). (b) "Wind force" coefficient  $K$  vs temperature. (c) Arrhenius plot of  $|\langle J_H \rangle / \langle J_e \rangle|$  for electromigration in several  $\text{MH}_x$  systems. Symbols and line: this work on  $\text{YH}_{3-\delta}$ ; dotted line:  $\text{PdH}_{0.1}$  [6]; solid line:  $\text{VH}_{\approx 0.01}$  [4,7]; dashed line:  $\text{NbH}_{\approx 0.01}$  [4,7]; and dash-dotted line:  $\text{TaH}_{\approx 0.01}$  [4,7].

Extrapolating the room temperature expressions  $\rho(c, T_{\text{room}})$  and  $\mu(c, T_{\text{room}})$  determined by Kooij *et al.* to the entire temperature range [12], we find that the ratio of  $\zeta$  and  $v_0/Dej$  is smaller than 0.16 for all temperatures. As  $|Z_d| \approx 1$  for H, we can neglect the  $\zeta$  term in Eq. (3), so that  $K\xi \approx v_0/Dej$ . In Fig. 3b,  $K$  is shown for the temperature range considered here. Typically,  $K \sim$

$-60 \text{ m}\Omega \text{ cm}$ , which is more than 3 orders of magnitude larger than for any other metal-hydrogen system [24].

It is illuminating to view this surprising result from a different perspective. Let us define  $\langle J_H \rangle$  and  $\langle J_e \rangle$ , the sample averaged hydrogen and electron particle flux, respectively. Making use of  $Z^* = K/\rho$  and of the boundary conditions  $c(z=0, t) = c(z=\infty, t) \equiv c_{\text{max}}$ , we have  $\langle J_H \rangle = LZ^*eE \approx -LKe^2\langle J_e \rangle$ , where  $\langle J_e \rangle = J_e = j/(-e)$ . Using  $v_0 \approx DKej\xi$ ,  $D = L\partial\mu/\partial c$  and the definition of  $\xi$ , we determine the ratio of both fluxes:

$$\left| \frac{\langle J_H \rangle}{\langle J_e \rangle} \right| = \frac{DZ^*e^2\rho}{\partial\mu/\partial c} \approx \frac{ev_0}{j} \cdot \alpha(c), \quad (4)$$

where  $\alpha(c) \equiv (\partial\mu/\partial c) \cdot (\partial^2\mu/\partial c^2)^{-1}$  is calculated from the data of Kooij *et al.* [12]. Figure 3c shows an Arrhenius plot of  $|\langle J_H \rangle / \langle J_e \rangle|$ . Remarkably, in the limit of  $1/T \rightarrow 0$ , this ratio is of order unity, suggesting a one-to-one relationship between electron and hydrogen hopping when  $k_B T > E_a$ . For comparison we also show  $|\langle J_H \rangle / \langle J_e \rangle|$  for the archetypical, metallic  $\text{MH}_x$  systems ( $\text{PdH}_x$ ,  $\text{VH}_x$ ,  $\text{NbH}_x$ , and  $\text{TaH}_x$ ) using the middle part of Eq. (4) and the noninteracting lattice gas expression for  $\mu$ . The data are obtained from Ref. [6] ( $\text{PdH}_{0.1}$ ), and a combination of Ref. [4] [ $D(T)$  of H in V, Nb, Ta] and Ref. [7] ( $K$  and  $Z_d$  in  $\text{VH}_{0.01}$ ,  $\text{NbH}_{0.01}$ ,  $\text{TaH}_{0.01}$ ). As seen in Fig. 3c, the extrapolated values of  $|\langle J_H \rangle / \langle J_e \rangle|$  for the metallic  $\text{MH}_x$  systems never exceed  $10^{-3}$ . We conclude that, concerning electromigration, there is a fundamental difference between metallic hydrides and  $\text{YH}_{3-\delta}$ .

To discuss our results we first examine the properties of H vacancies in  $\text{YH}_{3-\delta}$ . In principle, one expects a vacancy to act as an electron donor. However, comparing  $\text{YH}_{3-\delta}$  to conventional doped semiconductors (e.g., Si:P), the critical donor concentration  $\delta_c$  needed for a MI-transition is anomalously high ( $\approx 0.2$  for  $\text{YH}_{3-\delta}$  cf.  $\sim 10^{-3}$  for Si:P). This led Ng *et al.* to investigate the electronic structure of a H vacancy in  $\text{LaH}_3$ . Their calculation yields that an electron is trapped in an  $s$ -like vacancy orbital with binding energy  $E_{\text{trap}} \approx 0.4 \text{ eV}$ , consistent with the large value of  $\delta_c$  [15]. Hall measurements, on the other hand, show that the ratio of conduction electrons to H vacancies ( $\sim 0.2\%$ ) is almost independent of temperature [25,26].

As our experiments are done close to the metal-insulator transition, for a discussion we approach the system both from the metallic side and insulating side. First we consider  $\text{YH}_{3-\delta}$  as a "bad" metal and apply electromigration theory developed for metals. For an estimate of  $K$ , we use the first order approximation  $Z_{\text{wind}} = K/\rho \approx -nl\sigma_{\text{cross}} = -p_F\sigma_{\text{cross}}/\rho e^2$ , where  $n$ ,  $l$ , and  $\sigma_{\text{cross}}$  represent the charge carrier density, mean free path, and impurity scattering cross section, respectively [1,2,27]. Using the free electron expression  $p_F \approx -\hbar(3\pi^2 n)^{1/3}$  with  $n \sim 10^{25} \text{ m}^{-3}$  [25,26], and  $\sigma_{\text{cross}} \sim 3 \text{ \AA}^2$ , we obtain  $K \sim -10 \mu\Omega \text{ cm}$ . This is in flagrant disagreement with our results.

Next we treat the hypothetical case of  $\text{YH}_{3-\delta}$  being a purely ionic system with  $\text{Y}^{3+}$ ,  $\text{Y}^{2+}$ , and  $\text{H}^-$  ions as well as H vacancies. As Y is virtually immobile, one expects  $Z^* = -1$  for H. On the other hand, if electrons are present (via  $\text{Y}^{2+} \rightarrow e^- + \text{Y}^{3+}$ ),  $|Z^*|$  can decrease considerably. This has been demonstrated by Yoo *et al.* for  $\text{Co}_{1-\delta}\text{O}$ , in which Co vacancies and electron holes are the mobile species [28]. Since our experiments yield  $|Z^*| > 1 \geq |Z_d|$ , our results are not consistent with either of these possibilities (for both  $|Z^*| \leq 1$ ) [29].

The inapplicability of the foregoing models is probably related to the peculiarities of the electronic structure of the group III and rare earth trihydrides. From the position of Y and La in the periodic table, it is already evident that  $\text{YH}_3$  (and all  $\text{REH}_3$ ) is (are) on the borderline between ionic (e.g.,  $\text{MgH}_2$ ,  $\text{CaH}_2$ , and  $\text{BaH}_2$ ) and metallic compounds (e.g., VH and PdH). This is confirmed by the view of Ng *et al.* and Eder *et al.* in which two electrons are bound by each proton [15,16]. One electron is at approximately 0.5 Å from the proton, while the other is “racetracking” among the nearest neighbor metal atoms. The singlet formed by these two electrons is similar to the Zhang-Rice singlet coupling two holes in the CuO planes of high- $T_c$  superconductors [30]. In this picture, H in Y resembles a negative H ion with a huge ionic radius. It is conceivable that such an entity migrates according to the following two-step scenario: first, the  $\text{H}^-$  ion donates its outer electron; second, it hops as a neutral entity to a neighboring vacancy where it recaptures an electron. Therefore, the hydrogen and electron particle fluxes are coupled in a natural way, offering a qualitative explanation for Fig. 3c [31]. This highly speculative picture needs, of course, to be confirmed by detailed calculations of the diffusion process within a strong correlation theory.

We thank H. Dekker, A.H. Verbruggen, R. Eder, A. Lodder, W.H. Huisman, J.W.J. Kerssemakers, A.T.M. van Gogh, and E.S. Kooij for useful discussions and N.J. Koeman and B. Dam for the preparation of the samples. This work was supported by FOM, which is financed by NWO. We acknowledge financial contribution of the European Commission through the TMR program (research network “metal hydrides with switchable physical properties”).

\*Electronic address: sejan@nat.vu.nl

- [1] R.S. Sorbello, *Solid State Phys.* **51**, 159–231 (1998); J. van Ek and A. Lodder, *Defect Diff. Forum* **115–116**, 1 (1994); A.H. Verbruggen, *IBM J. Res. Develop.* **32**, 93 (1988).
- [2] C. Bosvieux and J. Friedel, *J. Phys. Chem. Solids* **23**, 123 (1962).
- [3] H. Wipf, in *Hydrogen in Metals III*, edited by H. Wipf, Topics in Applied Physics (Springer, Berlin, 1997), Vol. 73, p. 51.
- [4] J. Völkl and G. Alefeld, in *Hydrogen in Metals I*, edited by G. Alefeld and J. Völkl, Topics in Applied Physics (Springer, Berlin, 1978), Vol. 28, p. 321.
- [5] H. Wipf, in *Hydrogen in Metals II*, edited by G. Alefeld and J. Völkl, Topics in Applied Physics (Springer, Berlin, 1978), Vol. 29, p. 273.
- [6] R. Pietrzak, R. Szatanik, and M. Szuszkiewicz, *J. Alloys Compd.* **282**, 130 (1999).
- [7] A.H. Verbruggen and R. Griessen, *Phys. Rev. B* **32**, 1426 (1985); A.H. Verbruggen *et al.*, *J. Phys. F* **16**, 557 (1986).
- [8] K. Fuji *et al.*, *J. Alloys Compd.* **282**, 38 (1999); M. Sugisaki, K. Hashizume, and K. Fuji, *J. Alloys. Compd.* **253–254**, 401 (1997).
- [9] J.N. Huiberts *et al.*, *Nature (London)* **380**, 231 (1996); J.N. Huiberts *et al.*, *J. Alloys Compd.* **239**, 158 (1996).
- [10] P. Vajda, in *Handbook on the Physics and Chemistry of Rare Earths*, edited by K.A. Gschneider and L. Eyring (Elsevier, Amsterdam, 1995), Ch. 20, pp. 207–291.
- [11] M. Kremers *et al.*, *Phys. Rev. B* **57**, 4943 (1998); E.S. Kooij, A.T.M. van Gogh, and R. Griessen, *J. Electrochem. Soc.* **146**, 2990 (1999).
- [12] E.S. Kooij *et al.*, *Phys. Rev. B* (to be published).
- [13] A.T.M. van Gogh, E.S. Kooij, and R. Griessen, *Phys. Rev. Lett.* **83**, 4614 (1999); A.T.M. van Gogh (unpublished).
- [14] P.J. Kelly, J.P. Dekker, and R. Stumpf, *Phys. Rev. Lett.* **78**, 1315 (1997).
- [15] K.K. Ng *et al.*, *Phys. Rev. B* **59**, 5398 (1999); *Phys. Rev. Lett.* **78**, 1311 (1997).
- [16] R. Eder, H.F. Pen, and G.A. Sawatzky, *Phys. Rev. B* **56**, 10 115 (1997).
- [17] P. van Gelderen *et al.*, *Phys. Rev. Lett.* **85**, 2989 (2000); T. Miyake *et al.*, *Phys. Rev. B* **61**, 16 491 (2000).
- [18] R. Griessen and P. van der Sluis (to be published); R. Armitage *et al.*, *Appl. Phys. Lett.* **75**, 1863 (1999).
- [19] F.J.A. den Broeder *et al.*, *Nature (London)* **394**, 656 (1998); M.C. Huisman, S.J. van der Molen, and R.D. Vis, *Nucl. Instrum. Methods Phys. Res., Sect. B* **158**, 451 (1999); A. Remhof *et al.*, *Phys. Rev. B* **62**, 2164 (2000).
- [20] S.J. van der Molen *et al.*, *J. Appl. Phys.* **86**, 6107 (1999).
- [21] S.J. van der Molen *et al.*, *J. Alloys Compd.* (to be published).
- [22] S.J. van der Molen *et al.*, *J. Alloys Compd.* (to be published).
- [23] J.J. Balbach *et al.*, *Phys. Rev. B* **58**, 14 823 (1998).
- [24] Den Broeder *et al.* anticipated  $Z_{\text{wind}}$  to be negligible and concluded  $Z_d < 0$ . Our results show that  $Z^*$  is dominated by  $K/\rho$  so much, that a conclusion on  $Z_d$  is not possible.
- [25] J.N. Huiberts *et al.*, *Phys. Rev. Lett.* **79**, 3724 (1997).
- [26] A.F.Th. Hoekstra *et al.* (to be published).
- [27] V.B. Fiks, *Sov. Phys. Solid State* **1**, 14 (1959).
- [28] H.-I. Yoo and K.-C. Lee, *Z. Phys. Chem.* **207**, 127 (1998), and references therein.
- [29] For all experiments,  $\rho(c) \leq \rho[c_{\text{max}}(T)] < 15 \text{ m}\Omega \text{ cm}$ .
- [30] F.C. Zhang and T.M. Rice, *Phys. Rev. B* **37**, 3759 (1988).
- [31] Note that within this picture, it is not appropriate to call  $K/\rho$  the wind force term;  $K$  is just the coefficient connecting electron and H fluxes.