

VU Research Portal

Measurement of inclusive $f(1)$ (1285) and $f(1)$ (1420) production in Z decays with the DELPHI detector

Abdallah, J.; Blom, M.R.; Drees, J.; Palacios, J.; van der Pol, M.; Siebel, M.; van Dam, P.A.; Zupan, M.

published in

Physics Letters B
2003

DOI (link to publisher)

[10.1016/j.physletb.2003.07.032](https://doi.org/10.1016/j.physletb.2003.07.032)

document version

Publisher's PDF, also known as Version of record

[Link to publication in VU Research Portal](#)

citation for published version (APA)

Abdallah, J., Blom, M. R., Drees, J., Palacios, J., van der Pol, M., Siebel, M., van Dam, P. A., & Zupan, M. (2003). Measurement of inclusive $f(1)$ (1285) and $f(1)$ (1420) production in Z decays with the DELPHI detector. *Physics Letters B*, 569(3-4), 129-139. <https://doi.org/10.1016/j.physletb.2003.07.032>

General rights

Copyright and moral rights for the publications made accessible in the public portal are retained by the authors and/or other copyright owners and it is a condition of accessing publications that users recognise and abide by the legal requirements associated with these rights.

- Users may download and print one copy of any publication from the public portal for the purpose of private study or research.
- You may not further distribute the material or use it for any profit-making activity or commercial gain
- You may freely distribute the URL identifying the publication in the public portal ?

Take down policy

If you believe that this document breaches copyright please contact us providing details, and we will remove access to the work immediately and investigate your claim.

E-mail address:

vuresearchportal.ub@vu.nl



ELSEVIER

Available online at www.sciencedirect.com

SCIENCE @ DIRECT®

PHYSICS LETTERS B

Physics Letters B 569 (2003) 129–139

www.elsevier.com/locate/npe

Measurement of inclusive $f_1(1285)$ and $f_1(1420)$ production in Z decays with the DELPHI detector

DELPHI Collaboration

J. Abdallah^{ab}, P. Abreu^y, W. Adam^{bc}, P. Adzicⁿ, T. Albrecht^t, T. Alderweireld^{b,c,d}, R. Alemany-Fernandez^l, T. Allmendinger^t, P.P. Allport^z, U. Amaldi^{af}, N. Amapane^{ax}, S. Amato^{bb}, E. Anashkin^{am}, A. Andreatza^{ae}, S. Andringa^y, N. Anjos^y, P. Antilogus^{ad}, W.-D. Apel^t, Y. Arnaud^q, S. Ask^{ac}, B. Asman^{aw}, J.E. Augustin^{ab}, A. Augustinus^l, P. Baillon^l, A. Ballestrero^{ay}, P. Bambade^w, R. Barbier^{ad}, D. Bardin^s, G. Barker^t, A. Baroncelli^{ap}, M. Battaglia^l, M. Baubillier^{ab}, K.-H. Becks^{bg}, M. Begalli^{h,i,j}, A. Behrmann^{bg}, E. Ben-Haim^w, N. Benekos^{ai}, A. Benvenuti^g, C. Berat^q, M. Berggren^{ab}, L. Berntzon^{aw}, D. Bertrand^{b,c,d}, M. Besancon^{aq}, N. Besson^{aq}, D. Bloch^m, M. Blom^{ah}, M. Bluj^{bf}, M. Bonesini^{af}, M. Boonekamp^{aq}, P.S.L. Booth^z, G. Borisov^x, O. Botner^{bc}, B. Bouquet^w, T.J.V. Bowcock^z, I. Boyko^s, M. Bracko^{at,au,av}, R. Brenner^{bc}, E. Brodet^{al}, P. Bruckman^u, J.M. Brunet^k, L. Bugge^{aj}, P. Buschmann^{bg}, M. Calvi^{af}, T. Camporesi^l, V. Canale^{ao}, F. Carena^l, N. Castro^y, F. Cavallo^g, M. Chapkin^{as}, Ph. Charpentier^l, P. Checchia^{am}, R. Chierici^l, P. Chliapnikov^{as}, J. Chudoba^l, S.U. Chung^l, K. Cieslik^u, P. Collins^l, R. Contri^p, G. Cosme^w, F. Cossutti^{az,ba}, M.J. Costa^{bd}, B. Crawley^a, D. Crennell^{an}, J. Cuevas^{ak}, J. D'Hondt^{b,c,d}, J. Dalmau^{aw}, T. da Silva^{bb}, W. Da Silva^{ab}, G. Della Ricca^{az,ba}, A. De Angelis^{az,ba}, W. De Boer^t, C. De Clercq^{b,c,d}, B. De Lotto^{az,ba}, N. De Maria^{ax}, A. De Min^{am}, L. de Paula^{bb}, L. Di Ciaccio^{ao}, A. Di Simone^{ap}, K. Doroba^{bf}, J. Drees^{bg,l}, M. Dris^{ai}, G. Eigen^f, T. Ekelof^{bc}, M. Ellert^{bc}, M. Elsing^l, M.C. Espirito Santo^y, G. Fanourakisⁿ, D. Fassouliotis^{n,e}, M. Feindt^t, J. Fernandez^{ar}, A. Ferrer^{bd}, F. Ferro^p, U. Flagmeyer^{bg}, H. Foeth^l, E. Fokitis^{ai}, F. Fulda-Quenzer^w, J. Fuster^{bd}, M. Gandelman^{bb}, C. Garcia^{bd}, Ph. Gavillet^l, E. Gazis^{ai}, R. Gokieli^{l,bf}, B. Golob^{at,au,av}, G. Gomez-Ceballos^{ar}, P. Goncalves^y, E. Graziani^{ap}, G. Grosdidier^w, K. Grzelak^{bf}, J. Guy^{an}, C. Haag^t, A. Hallgren^{bc}, K. Hamacher^{bg}, K. Hamilton^{al}, J. Hansen^{aj}, S. Haug^{aj}, F. Hauler^t, V. Hedberg^{ac}, M. Hennecke^t, H. Herr^l, J. Hoffman^{bf}, S.-O. Holmgren^{aw}, P.J. Holt^l, M.A. Houlden^z, K. Hultqvist^{aw}, J.N. Jackson^z, G. Jarlskog^{ac}, P. Jarry^{aq}, D. Jeans^{al}, E.K. Johansson^{aw}, P.D. Johansson^{aw}, P. Jonsson^{ad}, C. Joram^l, L. Jungermann^t, F. Kapusta^{ab}, S. Katsanevas^{ad}, E. Katsoufis^{ai}, G. Kernel^{at,au,av}, B.P. Kersevan^{l,at,au,av},

A. Kiiskinen^r, B.T. King^z, N.J. Kjaer^l, P. Kluit^{ah}, P. Kokkiniasⁿ, C. Kourkoumelis^e,
 O. Kouznetsov^s, Z. Krumstein^s, M. Kucharczyk^u, J. Lamsa^a, G. Leder^{be}, F. Ledroit^q,
 L. Leinonen^{aw}, R. Leitner^{ag}, J. Lemonne^{b,c,d}, V. Lepeltier^w, T. Lesiak^u, W. Liebig^{bg},
 D. Liko^{be}, A. Lipniacka^{aw}, J.H. Lopes^{bb}, J.M. Lopez^{ak}, D. Loukasⁿ, P. Lutz^{aq},
 L. Lyons^{al}, J. MacNaughton^{be}, A. Malek^{bg}, S. Maltezos^{ai}, F. Mandl^{be}, J. Marco^{ar},
 R. Marco^{ar}, B. Marechal^{bb}, M. Margoni^{am}, J.-C. Marin^l, C. Mariotti^l, A. Markouⁿ,
 C. Martinez-Rivero^{ar}, J. Masik^o, N. Mastroiannopoulosⁿ, F. Matorras^{ar},
 C. Matteuzzi^{af}, F. Mazzucato^{am}, M. Mazzucato^{am}, R. Mc Nulty^z, C. Meroni^{ae},
 W.T. Meyer^a, E. Migliore^{ax}, W. Mitaroff^{be}, U. Mjoernmark^{ac}, T. Moa^{aw}, M. Moch^t,
 K. Moenig^{1,2}, R. Monge^p, J. Montenegro^{ah}, D. Moraes^{bb}, S. Moreno^y, P. Morettini^p,
 U. Mueller^{bg}, K. Muenich^{bg}, M. Mulders^{ah}, L. Mundim^{h,i,j}, W. Murray^{an}, B. Muryn^v,
 G. Myatt^{al}, T. Myklebust^{aj}, M. Nassiakouⁿ, F. Navarra^g, K. Nawrocki^{bf},
 R. Nicolaidou^{aq}, M. Nikolenko^{s,m}, A. Oblakowska-Mucha^v, V. Obraztsov^{as},
 A. Olshevski^s, A. Onofre^y, R. Orava^r, K. Osterberg^r, A. Ouraou^{aq}, A. Oyanguren^{bd},
 M. Paganoni^{af}, S. Paiano^g, J.P. Palacios^z, H. Palka^u, Th.D. Papadopoulou^{ai}, L. Pape^l,
 C. Parkes^{aa}, F. Parodi^p, U. Parzefall^l, A. Passeri^{ap}, O. Passon^{bg}, L. Peralta^y,
 V. Perepelitsa^{bd}, A. Perrotta^g, A. Petrolini^p, J. Piedra^{ar}, L. Pieri^{ap}, F. Pierre^{aq},
 M. Pimenta^y, E. Piotto^l, T. Podobnik^{at,au,av}, V. Poireau^l, M.E. Pol^{h,i,j}, G. Polok^u,
 P. Poropat^{az,ba,l}, V. Pozdniakov^s, N. Pukhaeva^{b,c,d,s}, A. Pullia^{af}, J. Rames^o, L. Ramler^t,
 A. Read^{aj}, P. Rebecchi^l, J. Rehn^t, D. Reid^{ah}, R. Reinhardt^{bg}, P. Renton^{al}, F. Richard^w,
 J. Ridky^o, M. Rivero^{ar}, D. Rodriguez^{ar}, A. Romero^{ax}, P. Ronchese^{am}, E. Rosenberg^a,
 P. Roudeau^w, T. Rovelli^g, V. Ruhlmann-Kleider^{aq}, D. Ryabtchikov^{as}, A. Sadovsky^s,
 L. Salmi^r, J. Salt^{bd}, A. Savoy-Navarro^{ab}, U. Schwickerath^l, A. Segar^{al}, R. Sekulin^{an},
 M. Siebel^{bg}, A. Sisakian^s, G. Smadja^{ad}, O. Smirnova^{ac}, A. Sokolov^{as}, A. Sopczak^x,
 R. Sosnowski^{bf}, T. Spassov^l, M. Stanitzki^t, A. Stocchi^w, J. Strauss^{be}, B. Stugu^f,
 M. Szczekowski^{bf}, M. Szeptycka^{bf}, T. Szumlak^v, T. Tabarelli^{af}, A.C. Taffard^z,
 F. Tegenfeldt^{bc}, J. Timmermans^{ah}, L. Tkatchev^s, M. Tobin^z, S. Todorovova^o,
 B. Tome^y, A. Tonazzo^{af}, P. Tortosa^{bd}, P. Travnicek^o, D. Treille^l, G. Tristram^k,
 M. Trochimczuk^{bf}, C. Troncon^{ae}, M.-L. Turluer^{aq}, I.A. Tyapkin^s, P. Tyapkin^s,
 S. Tzamariasⁿ, V. Uvarov^{as}, G. Valenti^g, P. Van Dam^{ah}, J. Van Eldik^l,
 A. Van Lysebetten^{b,c,d}, N. van Remortel^{b,c,d}, I. Van Vulpen^l, G. Vegni^{ae}, F. Veloso^y,
 W. Venus^{an}, F. Verbeure^{b,c,d}, P. Verdier^{ad}, V. Verzi^{ao}, D. Vilanova^{aq}, L. Vitale^{az,ba},
 V. Vrba^o, H. Wahlen^{bg}, A.J. Washbrook^z, C. Weiser^t, D. Wicke^l, J. Wickens^{b,c,d},
 G. Wilkinson^{al}, M. Winter^m, M. Witek^u, O. Yushchenko^{as}, A. Zalewska^u,
 P. Zalewski^{bf}, D. Zavrtnik^{at,au,av}, V. Zhuravlov^s, N.I. Zimin^s, A. Zintchenko^s,
 M. Zupanⁿ

^a Department of Physics and Astronomy, Iowa State University, Ames, IA 50011-3160, USA

^b Physics Department, Universiteit Antwerpen, Universiteitsplein 1, B-2610 Antwerpen, Belgium

- ^c IIHE, ULB-VUB, Pleinlaan 2, B-1050 Brussels, Belgium
- ^d Faculté des Sciences, Univ. de l'Etat Mons, Av. Maistriau 19, B-7000 Mons, Belgium
- ^e Physics Laboratory, University of Athens, Solonos Str. 104, GR-10680 Athens, Greece
- ^f Department of Physics, University of Bergen, Allégaten 55, NO-5007 Bergen, Norway
- ^g Dipartimento di Fisica, Università di Bologna and INFN, Via Irnerio 46, IT-40126 Bologna, Italy
- ^h Centro Brasileiro de Pesquisas Físicas, rua Xavier Sigaud 150, BR-22290 Rio de Janeiro, Brazil
- ⁱ Depto. de Física, Pont. Univ. Católica, C.P. 38071 BR-22453 Rio de Janeiro, Brazil
- ^j Inst. de Física, Univ. Estadual do Rio de Janeiro, rua São Francisco Xavier 524, Rio de Janeiro, Brazil
- ^k Collège de France, Lab. de Physique Corpusculaire, IN2P3-CNRS, FR-75231 Paris Cedex 05, France
- ^l CERN, CH-1211 Geneva 23, Switzerland
- ^m Institut de Recherches Subatomiques, IN2P3-CNRS/ULP-BP20, FR-67037 Strasbourg Cedex, France
- ⁿ Institute of Nuclear Physics, N.C.S.R. Demokritos, P.O. Box 60228, GR-15310 Athens, Greece
- ^o FZU, Institute of Physics of the C.A.S., High Energy Physics Division, Na Slovance 2, CZ-180 40, Praha 8, Czech Republic
- ^p Dipartimento di Fisica, Università di Genova and INFN, Via Dodecaneso 33, IT-16146 Genova, Italy
- ^q Institut des Sciences Nucléaires, IN2P3-CNRS, Université de Grenoble 1, FR-38026 Grenoble Cedex, France
- ^r Helsinki Institute of Physics, University of Helsinki, P.O. Box 64, FIN-00014 Finland
- ^s Joint Institute for Nuclear Research, Dubna, Head Post Office, P.O. Box 79, RU-101 000 Moscow, Russian Federation
- ^t Institut für Experimentelle Kernphysik, Universität Karlsruhe, Postfach 6980, DE-76128 Karlsruhe, Germany
- ^u Institute of Nuclear Physics, Ul. Kawiory 26a, PL-30055 Krakow, Poland
- ^v Faculty of Physics and Nuclear Techniques, University of Mining and Metallurgy, PL-30055 Krakow, Poland
- ^w Université de Paris-Sud, Lab. de l'Accélérateur Linéaire, IN2P3-CNRS, Bât. 200, FR-91405 Orsay Cedex, France
- ^x School of Physics and Chemistry, University of Lancaster, Lancaster LA1 4YB, UK
- ^y LIP, IST, FCUL, Av. Elias Garcia, 14-1^o, PT-1000 Lisboa Codex, Portugal
- ^z Department of Physics, University of Liverpool, P.O. Box 147, Liverpool L69 3BX, UK
- ^{aa} Department of Physics and Astronomy, Kelvin Building, University of Glasgow, Glasgow G12 8QQ, UK
- ^{ab} LPNHE, IN2P3-CNRS, Univ. Paris VI et VII, Tour 33 (RdC), 4 place Jussieu, FR-75252 Paris Cedex 05, France
- ^{ac} Department of Physics, University of Lund, Sölvegatan 14, SE-223 63 Lund, Sweden
- ^{ad} Université Claude Bernard de Lyon, IPNL, IN2P3-CNRS, FR-69622 Villeurbanne Cedex, France
- ^{ae} Dipartimento di Fisica, Università di Milano and INFN-Milano, Via Celoria 16, IT-20133 Milan, Italy
- ^{af} Dipartimento di Fisica, Università di Milano-Bicocca and INFN-Milano, Piazza della Scienza 2, IT-20126 Milan, Italy
- ^{ag} IPNP of MFF, Charles University, Areal MFF, V Holesovickach 2, CZ-180 00, Praha 8, Czech Republic
- ^{ah} NIKHEF, Postbus 41882, NL-1009 DB Amsterdam, The Netherlands
- ^{ai} National Technical University, Physics Department, Zografou Campus, GR-15773 Athens, Greece
- ^{aj} Physics Department, University of Oslo, Blindern, NO-0316 Oslo, Norway
- ^{ak} Dpto. Física, Univ. Oviedo, Avda. Calvo Sotelo s/n, ES-33007 Oviedo, Spain
- ^{al} Department of Physics, University of Oxford, Keble Road, Oxford OX1 3RH, UK
- ^{am} Dipartimento di Fisica, Università di Padova and INFN, Via Marzolo 8, IT-35131 Padua, Italy
- ^{an} Rutherford Appleton Laboratory, Chilton, Didcot OX11 0QX, UK
- ^{ao} Dipartimento di Fisica, Università di Roma II and INFN, Tor Vergata, IT-00173 Rome, Italy
- ^{ap} Dipartimento di Fisica, Università di Roma III and INFN, Via della Vasca Navale 84, IT-00146 Rome, Italy
- ^{aq} DAPNIA/Service de Physique des Particules, CEA-Saclay, FR-91191 Gif-sur-Yvette Cedex, France
- ^{ar} Instituto de Física de Cantabria (CSIC-UC), Avda. los Castros s/n, ES-39006 Santander, Spain
- ^{as} Institute for High Energy Physics, Serpukov, P.O. Box 35, Protvino (Moscow region), Russian Federation
- ^{at} J. Stefan Institute, Jamova 39, SI-1000 Ljubljana, Slovenia
- ^{au} Laboratory for Astroparticle Physics, Nova Gorica Polytechnic, Kostanjevska 16a, SI-5000 Nova Gorica, Slovenia
- ^{av} Department of Physics, University of Ljubljana, SI-1000 Ljubljana, Slovenia
- ^{aw} Fysikum, Stockholm University, Box 6730, SE-113 85 Stockholm, Sweden
- ^{ax} Dipartimento di Fisica Sperimentale, Università di Torino and INFN, Via P. Giuria 1, IT-10125 Turin, Italy
- ^{ay} INFN, Sezione di Torino, and Dipartimento di Fisica Teorica, Università di Torino, Via P. Giuria 1, IT-10125 Turin, Italy
- ^{az} Dipartimento di Fisica, Università di Trieste and INFN, Via A. Valerio 2, IT-34127 Trieste, Italy
- ^{ba} Istituto di Fisica, Università di Udine, IT-33100 Udine, Italy
- ^{bb} Univ. Federal do Rio de Janeiro, C.P. 68528 Cidade Univ., Ilha do Fundão BR-21945-970 Rio de Janeiro, Brazil
- ^{bc} Department of Radiation Sciences, University of Uppsala, P.O. Box 535, SE-751 21 Uppsala, Sweden
- ^{bd} IFIC, Valencia-CSIC, and D.F.A.M.N., U. de Valencia, Avda. Dr. Moliner 50, ES-46100 Burjassot (Valencia), Spain
- ^{be} Institut für Hochenergiephysik, Österr. Akad. d. Wissensch., Nikolsdorfergasse 18, AT-1050 Vienna, Austria
- ^{bf} Institute Nuclear Studies and University of Warsaw, Ul. Hoza 69, PL-00681 Warsaw, Poland
- ^{bg} Fachbereich Physik, University of Wuppertal, Postfach 100 127, DE-42097 Wuppertal, Germany

Received 28 May 2003; accepted 10 July 2003

Editor: L. Montanet

Abstract

DELPHI results are presented on the inclusive production of two $(K\bar{K}\pi)^0$ states in the mass region 1.2–1.6 GeV/ c^2 in hadronic Z decays at LEP I. The measured masses (widths) are 1274 ± 6 MeV/ c^2 (29 ± 12 MeV/ c^2) and 1426 ± 6 MeV/ c^2 (51 ± 14 MeV/ c^2), respectively. A partial-wave analysis of the $(K\bar{K}\pi)^0$ system shows that the first peak is consistent with the $I^G(J^{PC}) = 0^+(1^{++})/(0^{-+})a_0(980)\pi$ and the second with the $I^G(J^{PC}) = 0^+(1^{++})K^*(892)\bar{K} + c.c.$ assignments. The total hadronic production rates per hadronic Z decay are (0.165 ± 0.051) and (0.056 ± 0.012) , respectively. These measurements are consistent with the two states being the $f_1(1285)$ and $f_1(1420)$ mesons.

© 2003 Published by Elsevier B.V.

1. Introduction

The inclusive production of mesons has been a subject of long-standing study at LEP I, as it provides insight into the nature of fragmentation of quarks and gluons into hadrons. So far studies have been done on the S -wave mesons (both 1S_0 and 3S_1) such as π and ρ , as well as certain P -wave mesons $f_2(1270)$, $K_2^*(1430)$ and $f_2'(1525)$ (i.e., 3P_2) and $f_0(980)$ and $a_0(980)$ (i.e., 3P_0) [1–3]. Very little is known about the production of mesons belonging to other P -wave multiplets (i.e., 3P_1 and 1P_1). For the first time, we present in this Letter a study of the inclusive production of two $J^{PC} = 1^{++}$ mesons, the $f_1(1285)$ and the $f_1(1420)$ (i.e., 3P_1).

There are at least four known nonstrange isoscalar mesons [3], $I^G(J^{PC}) = 0^+(1^{++})$ and $I^G(J^{PC}) = 0^+(0^{-+})$, in the mass region between 1.2 and 1.6 GeV/ c^2 , which couple to the decay channel $(K\bar{K}\pi)^0$. These are the $f_1(1285)$, $\eta(1295)$, $f_1(1420)$ and $\eta(1440)$. All are seen prominently in the peripheral production from π^-p interactions [3], indicating that, despite their decay into $(K\bar{K}\pi)^0$, they are mostly $n\bar{n}$ states, where $n = \{u, d\}$. There exist possibly two additional states, $I^G(J^{PC}) = ?^-(1^{+-})$ $h_1(1380)$ and $I^G(J^{PC}) = 0^+(1^{++})$ $f_1(1510)$, which may harbour a large $s\bar{s}$ content, as they are produced with considerable cross-sections in the peripheral reactions involving K^-p interactions [3]. Given this complexity in the

$(K\bar{K}\pi)^0$ systems, it is important to find which resonances among these are readily excited in inclusive hadronic Z decays.

The DELPHI data for this study are based on the neutral $K\bar{K}\pi$ channel in the reaction

$$Z \rightarrow (K_S K^\pm \pi^\mp) + X^0. \quad (1)$$

Section 2 is devoted to the selection process for the event sample collected for this analysis. The $K\bar{K}\pi$ mass spectra are studied in Section 3. It is shown that the selection of the events with low $M(K_S K^\pm)$ mass is the crucial criterion to reveal the presence of two signals in the $f_1(1285)$ and $f_1(1420)$ mass regions. A partial-wave analysis, carried out to explore the spin-parity content of the two signals, is described in Section 4. The measurement of the production rates and differential cross-sections is presented in Section 5. Conclusions are given in Section 6.

2. Experimental procedure

The analysis presented here is based on a data sample of 3.4 million hadronic Z decays collected from 1992 to 1995 with the DELPHI detector at LEP. A detailed description of the DELPHI detector and its performance can be found elsewhere [4,5].

The charged particle tracks have been measured in the 1.2 T magnetic field by a set of tracking detectors. The average momentum resolution for charged particles in hadronic final states, $\Delta(1/p)$, is usually between 0.001 and 0.01, depending on their momentum as well as on which detectors are included in the track fit.

E-mail address: achille.stocchi@cern.ch (A. Stocchi).

¹ Deceased.

² Now at DESY-Zeuthen, Platanenallee 6, D-15735 Zeuthen, Germany.

A charged particle has been accepted in this analysis if its momentum p is greater than 100 MeV/ c , its momentum error $\Delta p/p$ is less than 1 and its impact parameter with respect to the nominal crossing point is within 4 cm in the transverse (xy) plane and 4 cm/ $\sin\theta$ along the beam direction (z -axis), θ being the polar angle of the track.

Hadronic events are then selected by requiring at least 5 charged particles, 3 GeV as minimum energy of the charged particles in each hemisphere of the event (defined with respect to the beam direction) and total energy of the charged particles of at least 12% of the centre-of-mass energy. The contamination from events due to beam-gas scattering and to γ - γ interactions is estimated to be less than 0.1% and the background from $\tau^+\tau^-$ events is less than 0.2% of the accepted events.

After the event selection, in order to ensure a better signal-to-background ratio for the resonances in the $K_S K^\pm \pi^\mp$ invariant mass system, tighter requirements have been imposed on the track impact parameters with respect to the nominal crossing point, i.e., they have to be within 0.2 cm in the transverse plane and 0.4 cm/ $\sin\theta$ along the beam direction.

K^\pm identification has been provided by the Barrel Ring Imaging Cherenkov (BRICH) detector for particles with momenta above 700 MeV/ c , while the ionization loss measured in the Time Projection Chamber (TPC) has been used for momenta above 100 MeV/ c . The corresponding identification tags are based on the combined probabilities, derived from the average Cherenkov angle and the number of observed photons in the BRICH detector, as well as the measured dE/dx in the TPC. Cuts on the tags have been applied to achieve the best signal-to-background ratio, while rejecting e^\pm , μ^\pm , p and \bar{p} tracks. A more detailed description of the identification tags can be found in Ref. [6]. In the present case, the K^\pm identification efficiency (typically 50% over the kaon momentum range of this analysis [6]) has been estimated by comparing the $\phi(1020)$ to K^+K^- signal in the experimental data with a sample of simulated events generated with JETSET [7] tuned with the DELPHI parameters [8] and passed through the detector simulation program DELSIM [5]. Agreement within $\pm 4\%$ is observed between the data and the simulation.

The K_S candidates are detected by their decay in flight into $\pi^+\pi^-$. The details of the reconstruction

method and the various cuts applied are described in Ref. [9]. Our selection process consists of taking the V^0 's passing the standard criteria for quality of the reconstruction plus a mass cut given by $0.45 < M(\pi^+\pi^-) < 0.55$ GeV/ c^2 .

After all the above cuts, only events with at least one $K_S K^+\pi^-$ or $K_S K^-\pi^+$ combination have been kept in the present analysis, corresponding to a sample of 547 k events.

3. $K_S K^\pm \pi^\mp$ mass spectra

The $K_S K^\pm \pi^\mp$ invariant mass distribution is shown in Fig. 1a. Also shown in the figure is the same mass spectrum with a $K^*(892)$ selection ($0.822 < M(K\pi) < 0.962$ GeV/ c^2), which would be appropriate if the decay of a resonance had proceeded through a $K^*(892)$ intermediate state. Neither histogram shows a visible enhancement in the mass region between 1.2 to 1.6 GeV/ c^2 . This is due to the enormous background in this mass region coming from the high number of $K_S K^\pm \pi^\mp$ combinations per event (11 on average) in inclusive Z decays. The key to a successful study of the $f_1(1285)$ and $f_1(1420)$ under the circumstances is to select events with low ($K_S K^\pm$) mass (Fig. 1b). This has the effect of selecting both the possible $a_0(980)^\pm \pi^\mp$ decay mode and, in case of $K^*(892)\bar{K} + c.c.$ decay, the interference region of the two $K^*(892)$ bands on the decay Dalitz plot, while reducing substantially the general background for the $K\bar{K}\pi$ system. Varying this cut on the Monte Carlo generated events suggests a mass cut $M(K_S K^\pm) \leq 1.04$ GeV/ c^2 to maximize both $f_1(1285)$ and $f_1(1420)$ signals over background. The application of this cut on the experimental data is shown in Fig. 2, where two clear peaks are now seen in these mass regions where the mass resolution is 8 and 9 MeV/ c^2 , respectively. Based on the Monte Carlo generated event sample, we have verified that neither signal was a reflection of resonances whose mass is in the 1.0 to 1.5 GeV/ c^2 range, such as the $\phi(1020)$ and the $K_1(1270)$ mesons nor was faked by a possible misidentification of kaons or pions coming from the decay of these resonances.

To estimate the background under the signals, we have used the Monte Carlo generated event sample from which we have removed all mesons with a major

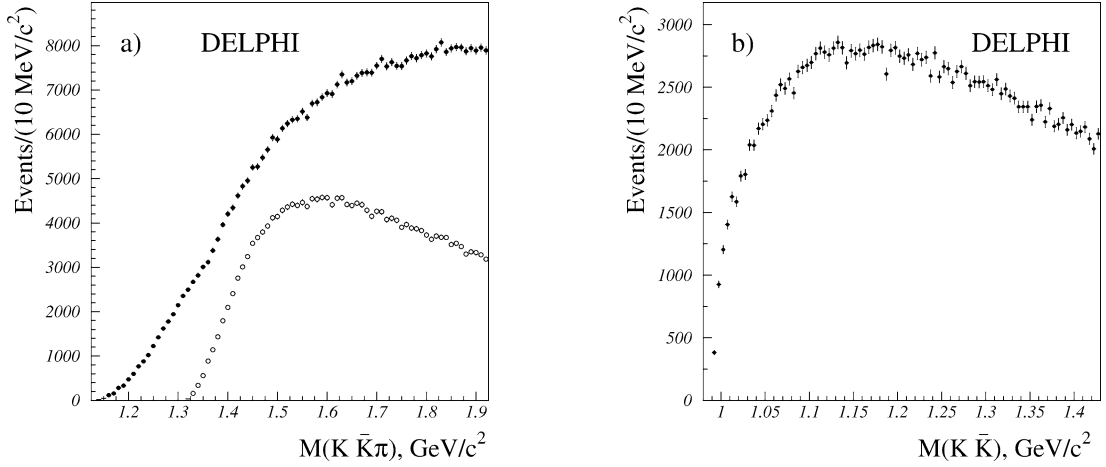


Fig. 1. $K_S K^\pm \pi^\mp$ (a) and $K_S K^\pm$ (b) invariant mass distributions from the Z decays with the DELPHI detector at LEP I. The histograms with solid circles are for the full data sample, that one with open circles is for data with a $0.822 < M(K\pi) < 0.962$ GeV/c^2 — K^* selection.

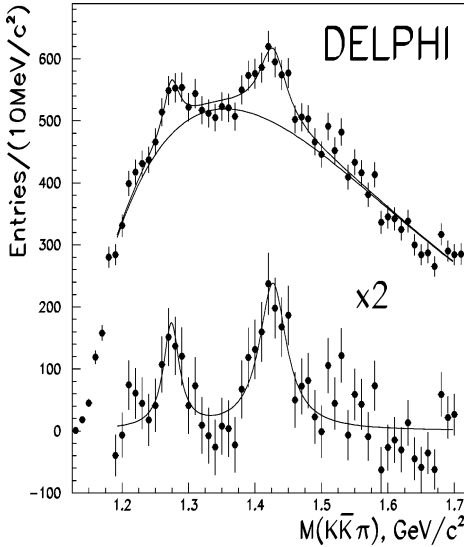


Fig. 2. Invariant mass distributions for the system $K_S K^\pm \pi^\mp$ with a mass cut $M(K_S K^\pm) < 1.04$ GeV/c^2 . The two solid curves in the upper part of the histogram describe Breit–Wigner fits over a smooth background (see text). The lower histogram and the solid curve give the same fits with the background subtracted and amplified by a factor of two.

decay mode into $(K\bar{K}\pi)^0$ in the mass region 1.2 to 1.6 GeV/c^2 . The resulting $(K\bar{K}\pi)^0$ mass spectrum was fitted between 1.15 and 1.7 GeV/c^2 with a background function

$$f_b(M) = (M - M_0)^{\alpha_1} \exp(\alpha_2 M + \alpha_3 M^2), \quad (2)$$

where M and M_0 are the effective masses of the $(K\bar{K}\pi)^0$ system and its threshold, respectively, and α_i are the fitted parameters ($\alpha_1 = 0.7 \pm 0.1$, $\alpha_2 = 5.8 \pm 2.0$, $\alpha_3 = -3.1 \pm 0.6$). Then we have fitted the experimental $(K\bar{K}\pi)^0$ spectrum from 1.19 to 1.7 GeV/c^2 with the background function $f_b(M)$ determined above, adding two S -wave Breit–Wigner forms

$$f_r(M) = \frac{\Gamma_r^2}{(M - M_r)^2 + (\Gamma_r/2)^2}. \quad (3)$$

We have not used the relativistic angular-momentum dependent Breit–Wigner form in (3) because such a form would require a complete knowledge of the quantum numbers of the resonances as well as the branching ratios for all possible decay modes and the corresponding orbital angular momenta. The limited statistics, the high background under the signals are additional reasons to adopt the simple Breit–Wigner form (3). The fitted masses and widths, M_r and Γ_r , given in Table 1, are compatible with the PDG [3] values for the $f_1(1285)$ and $f_1(1420)$ resonances. The systematic uncertainty on the masses has been estimated from the various background fits (described later) to be about 1–2 MeV/c^2 and has been added quadratically to the statistical error. It should be noted that the parameters of the first peak are not compatible with those of the $\eta(1295)$.

Table 1
Fitted parameters and numbers of events

Mass (MeV/ c^2)	Width (MeV/ c^2)	Events
1274 ± 6	29 ± 12	358 ± 93 (stat) ± 59 (sys)
1426 ± 6	51 ± 14	870 ± 128 (stat) ± 136 (sys)

The numbers of events in Table 1 correspond to the fit shown in Fig. 2, where the widths of the two peaks have been fixed to the fitted values, while the background parameters were left free.

The main sources of systematic uncertainty come from the various cuts and selection criteria applied for the V^0 reconstruction and the charged K identification on the one hand and the conditions of the fit procedure on the other. To estimate the first type of error, we have compared the $K_S K^\pm$ mass distributions of the simulated sample with the real data. Normalized to the same number of events, the distributions agree within $\pm 7\%$, in the low $K_S K^\pm$ mass region.

The $f_1(1285)$ and $f_1(1420)$ signals show up over a large background ($\sim 80\%$). Variations of the background shape and amplitude induce sizable fluctuations of the fitted numbers of signal events. To quantify this effect, we have performed various series of fits, one varying the mass range of the fit, another leaving free the background parameters while fixing the width of the signals, another with a polynomial shape for the background, thereby allowing the background level and shape to fluctuate. In this way we estimate the uncertainty of the number of fitted events to be $\pm 15\%$ for the $f_1(1285)$ and $\pm 14\%$ for the $f_1(1420)$. The systematic uncertainties have been added quadratically and are shown in Table 1.

The overall efficiencies for the two states have been estimated from the Monte Carlo simulated events to be:

$$\begin{aligned} (0.063 \pm 0.003)\% & \quad \text{for } f_1(1285), \\ (0.45 \pm 0.02)\% & \quad \text{for } f_1(1420). \end{aligned} \quad (4)$$

The quoted numbers include the following corrections for the $f_1(1285)$ and $f_1(1420)$, respectively: branching ratios to $K \bar{K} \pi$ (0.09, 1), fractions of final states with charged pion (1/2, 2/3), branching ratio of $K^0 \rightarrow \pi^+ \pi^- = 1/2 \times 0.686 = 0.343$, reconstruction and identification efficiency for the selected events (0.058, 0.061) and correction factor (0.70, 0.32) for

the $M(K_S K^\pm) \leq 1.04 \text{ GeV}/c^2$ mass cut. The quoted errors are statistical errors on the Monte Carlo sample.

4. Partial-wave analysis

In an attempt to get more information on the spin-parity content of the two signals we have performed a mass-dependent partial-wave analysis (PWA) of the $K_S K^\pm \pi^\mp$ system. There have been many 3-body partial-wave analyses; the reader may consult PDG [3] for earlier references, for example, on $a_1(1260)$, $a_2(1320)$, $K_1(1270/1400)$ or $K_2(1770)$. For the first time, we apply the same technique to a study of the $(K \bar{K} \pi)^0$ system from the inclusive decay of the Z at LEP.

A spin-parity analysis of the system composed of three pseudoscalars requires five variables, which may be chosen to be the three Euler angles defining the orientation of the 3-body system in its suitably-chosen rest frame and two effective masses describing the decay Dalitz plot. We have chosen to employ the so-called Dalitz plot analysis, integrating over the three Euler angles. This entails an essential simplification in the number of parameters required in the analysis, as the decay amplitudes involving the D -functions defined over the three Euler angles and their appropriate decay-coupling constants, are orthogonal for different spins and parities [10]. In these conditions, the mass-dependent PWA comes to fitting Dalitz plots, thus providing the contribution of the various J^{PC} waves as a function of the $M(K \bar{K} \pi)$. The actual fitting of the data is done by using the maximum-likelihood method, in which the normalization integrals are evaluated with the Monte Carlo events [11], thus taking into account the $M(K_S K^\pm) \leq 1.04 \text{ GeV}/c^2$ cut. The comparison between fits is made on the basis of their maximum likelihood values and their description of the $(K \bar{K} \pi)$, $(K \pi)$ and $(K \bar{K})$ mass distributions.

The first step of the analysis is to parametrize the background under the two signals. This background accounts for different processes with, for example, different overall multiplicities. From a study of the side bands (away from the resonance regions), it has been determined that the background contains substantial amounts of $a_0(980)$ and $K^*(892)$ unassociated with the resonances. We have thus assumed that the background, which should not interfere with the

signals, can be described by a non-interfering superposition of a constant three-body phase-space term and the partial waves $I^G(J^{PC}) = 0^+(0^{-+})a_0(980)\pi$ (S -wave), $0^+(1^{++})(K^*(892)\bar{K} + \text{c.c.})$ (S -wave) and $0^-(1^{+-})(K^*(892)\bar{K} + \text{c.c.})$ (S -wave). The $(K\bar{K}\pi)$ mass dependence of the background components is parametrized by the phase-space-like form given by (2), but with $\alpha_3 = 0$.

The signals themselves are represented by a set of quasi two-body amplitudes which have the form of Breit–Wigner functions multiplied by spin-parity terms [11]. Those include the $I^G(J^{PC}) = 0^+(1^{++})$, $0^+(0^{-+})$ and $0^-(1^{+-})$ partial waves, where the possible decay channels $a_0(980)\pi$ and $K^*(892)\bar{K} + \text{c.c.}$ are allowed to interfere within a given J^{PC} .

The PWA was performed for $M(K\bar{K}\pi)$ in the $1.18 \rightarrow 1.66 \text{ GeV}/c^2$ mass range. The first series aimed at determining the background contributions. In this fit, the signals were assumed to be composed of the $\eta(1295)$ and $f_1(1285)$ for the first peak and for the second of the $\eta(1440)$, $h_1(1380)$ and $f_1(1420)$ resonances which were parametrized as Breit–Wigner forms with masses and widths fixed to the PDG values [3]. The fit was checked to well reproduce the $(K\pi)$ and $(K\bar{K})$ mass distributions outside the regions of the peaks.

The following step consisted in fitting the spin-parity content of the two signals. For this the individual background contributions were fixed to their fitted values, only the overall background rate was left free. The J^{PC} amplitudes were introduced individually to probe the spin-parity content of each signal with the mass and width of the corresponding $(K\bar{K}\pi)^0$ resonance being fitted.

The results of these fits are the following. The $I^G(J^{PC}) = 0^+(1^{++})a_0(980)\pi$ and $0^+(0^{-+})a_0(980)\pi$ waves account equally well for the $1.28 \text{ GeV}/c^2$ region, with the same maximum likelihood value, i.e., the first peak is equally likely to be the $f_1(1285)$ or the $\eta(1295)$. On the other hand, if the mass and the width of the resonances are fixed to their PDG values, this region is better fitted by the $I^G(J^{PC}) = 0^+(1^{++})a_0(980)\pi$ wave. This reflects the fact that the first peak position is closer to the $f_1(1285)$ mass than to the $\eta(1295)$ mass, as already noticed in the fit of the $M(K\bar{K}\pi)$ spectrum.

In the $1.4 \text{ GeV}/c^2$ region, the maximum likelihood value is better for the $I^G(J^{PC}) = 0^+(1^{++})$

$K^*(892)\bar{K} + \text{c.c.}$ wave over the $I^G(J^{PC}) = 0^+(0^{-+})$, the $0^-(1^{+-})K^*(892)\bar{K} + \text{c.c.}$ and the $0^+(1^{++}) \times a_0(980)\pi$ waves by about 4, 8 and 9 units, respectively, and thus favours the $f_1(1420) \rightarrow K^*\bar{K}$ hypothesis over the $\eta(1440)$ or $h_1(1380)$ ones, as is verified on the projections of the individual fits (not shown) on the $(K\bar{K}\pi)$, $(K\pi)$ and $(K\bar{K})$ mass distributions.

The results of the best fit with the $I^G(J^{PC}) = 0^+(1^{++})a_0(980)\pi$: $f_1(1285)$ and $0^+(1^{++})K^*(892)\bar{K} + \text{c.c.}$: $f_1(1420)$ amplitudes are shown in Fig. 3 with the background contributions in the form of error-bands. The masses, the widths and the numbers of events found in the fit are statistically consistent with those given in Table 1. One observes that the background events $I^G(J^{PC}) = 0^+(1^{++})(K^*(892)\bar{K} + \text{c.c.})$ (S -wave) and $0^-(1^{+-})(K^*(892)\bar{K} + \text{c.c.})$ (S -wave) exhibit a shape suggestive of a resonance. However, this effect is simply the result of: (i) our mass dependent function which decreases rapidly at high $(K\bar{K}\pi)$ mass to reproduce the fall off due to the $M(K_S K^\pm) < 1.04 \text{ GeV}/c^2$ cut; (ii) the $K^*(892)\bar{K}$ threshold around $1.4 \text{ GeV}/c^2$ whose effect is gradual because of the finite width of the $K^*(892)$.

The major sources of systematic uncertainties come from the background description and the conditions of the overall PWA fit. To estimate them we have carried out series of fits leaving free the background contributions, then fixing the mass and width of the $(K\bar{K}\pi)^0$ resonances to their PDG values [3]. This was repeated with a polynomial background in $M(K\bar{K}\pi)$ in place of the phase-space-like one. In all these fits, the partial waves were fitted concurrently, in the form of a non-interfering superposition, to estimate their relative contribution. All the fits confirm the observations made previously.

Taking into account the systematic uncertainties computed from the various fits, the number of $f_1(1285)$ and of $f_1(1420)$ events for the best fit of Fig. 3 are 237 ± 60 (stat) ± 70 (syst) and 711 ± 100 (stat) ± 75 (syst), respectively, consistent within systematic uncertainties with the values of the fit to the $M(K\bar{K}\pi)$ spectrum described in Section 3.

All fits confirm the dominance of the $I^G(J^{PC}) = 0^+(1^{++})K^*(892)\bar{K} + \text{c.c.}$ wave in the $1.4 \text{ GeV}/c^2$ region. The largest contributions of the $\eta(1440)$ and $h_1(1380)$, estimated from the highest fitted rates of the $I^G(J^{PC}) = 0^+(0^{-+})$ and $0^-(1^{+-})K^*(892)\bar{K} + \text{c.c.}$ waves, correspond to production rates per hadronic Z

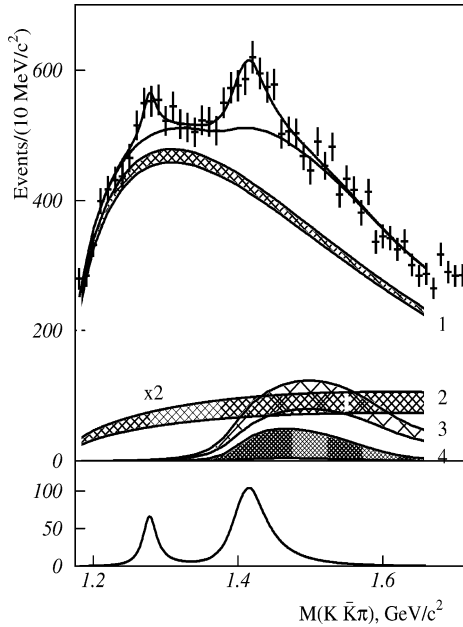


Fig. 3. $M(K_S K^\pm \pi^\mp)$ distributions per $10 \text{ MeV}/c^2$ with a breakdown into the partial waves for the signals in the lower histogram and for the background shown as one error-band. The signals consist of $1^{++} a_0(980)\pi$ for the first peak and $1^{++} K^*(892)\bar{K}$ for the second peak. The background is composed of a non-interfering superposition of (1) isotropic phase-space distribution and the following partial waves: (2) $0^{-+} a_0(980)\pi$, (3) $1^{++} K^*(892)\bar{K}$ and (4) $1^{+-} K^*(892)\bar{K}$ waves. The last three contributions are shown magnified by a factor of two.

decay of $0. + 0.007$ and $(0.017^{+0.011}_{-0.015})$, respectively, assuming a $K^*(892)\bar{K} + \text{c.c.}$ branching ratio of 100% for these resonances.

5. Production rates and differential cross-sections

From the histogram fit described in Section 3, we have measured the production rate $\langle n \rangle$ per hadronic Z decay for $f_1(1285)$ and $f_1(1420)$. The results are

$$\begin{aligned} \langle n \rangle &= 0.165 \pm 0.051 \quad \text{for } f_1(1285), \\ \langle n \rangle &= 0.056 \pm 0.012 \quad \text{for } f_1(1420), \end{aligned} \quad (5)$$

taking a $K\bar{K}\pi$ branching ratio of $(9.0 \pm 0.4)\%$ for the $f_1(1285)$ and 100% for the $f_1(1420)$ [3].

The total production rates, per spin state and isospin, for the scalar, vector and tensor mesons with different strangeness, as a function of the mass [12,13]

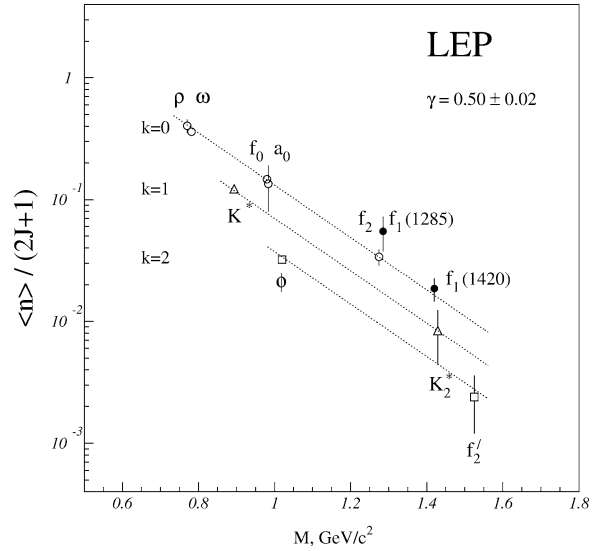


Fig. 4. Total production rate per spin state and isospin for scalar, vector and tensor mesons as a function of the mass (open symbols) from [12]. The two solid circles correspond to the $f_1(1285)$ and the $f_1(1420)$ measurements presented here.

are shown in Fig. 4 for the averaged LEP data. To this figure we have added our measurements for comparison. It is seen that both $f_1(1285)$ and $f_1(1420)$ come close to the line corresponding to mesons whose constituents are thought to be of the type $n\bar{n}$. This suggests that both $f_1(1285)$ and $f_1(1420)$ have little $s\bar{s}$ content. Indeed, the two states which are thought to be pure $s\bar{s}$ mesons, the ϕ and the $f_2'(1525)$, are down by a factor $\gamma^k \approx 1/4$ ($\gamma = 0.50 \pm 0.02$ [12] and $k = 2$, where k is the number of s and \bar{s} quarks in the meson), as shown in Fig. 4. A high strange quark content is highly unlikely given the production rate (5).

For completeness, we give in Fig. 5 and in Table 2 the $f_1(1285)$ and $f_1(1420)$ differential rates and cross-sections as a function of the scaled momentum x_p ($x_p = p_{K\bar{K}\pi^0}/p_{\text{beam}}$) for $x_p > 0.05$, as the signal to background ratio is too small for lower momenta. Quantitative comparison with JETSET predictions is not possible in a meaningful way as there was no tuning for $f_1(1285)$ and $f_1(1420)$ and the implementation of the $(K\bar{K}\pi)^0$ decay of both resonances in JETSET had been done according to phase-space and not according to the correct spin-parity matrix element. The small excess of events in Fig. 5, near

Table 2

Measured production rates per hadronic event, differential cross-sections and experimental efficiencies for the $f_1(1285)$ and $f_1(1420)$, as functions of x_p

x_p interval	$f_1(1285)$ rate	$(1/\sigma_h)(d\sigma/dx_p)$	Efficiency
0.05–0.10	0.046 ± 0.026	0.92 ± 0.52	$(6.5 \pm 0.7) \times 10^{-4}$
0.10–0.20	0.053 ± 0.024	0.53 ± 0.24	$(9.4 \pm 0.8) \times 10^{-4}$
0.20–1.0	0.051 ± 0.022	0.06 ± 0.03	$(6.4 \pm 0.7) \times 10^{-4}$
x_p interval	$f_1(1420)$ rate	$(1/\sigma_h)(d\sigma/dx_p)$	Efficiency
0.05–0.10	0.018 ± 0.006	0.36 ± 0.12	$(3.1 \pm 0.3) \times 10^{-3}$
0.10–0.20	0.017 ± 0.004	0.17 ± 0.04	$(8.5 \pm 0.5) \times 10^{-3}$
0.20–1.0	0.015 ± 0.005	0.02 ± 0.01	$(3.9 \pm 0.3) \times 10^{-3}$

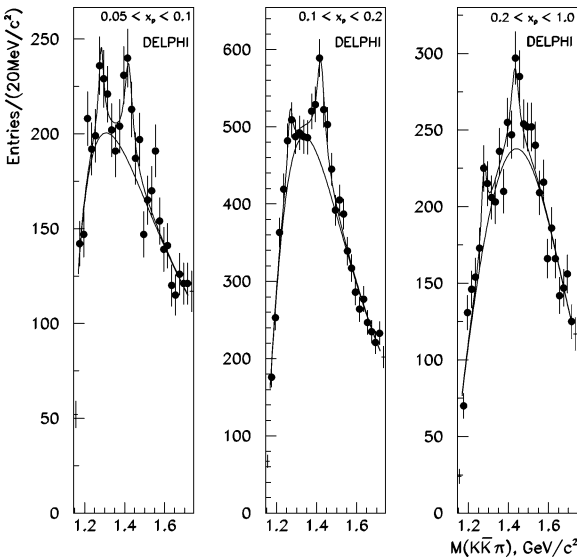


Fig. 5. The $K_S K^\pm \pi^\mp$ invariant mass spectra for various x_p intervals as indicated. Dots are the data, the solid lines show the result from the fit and the background contribution.

$M(K_S K^+ \pi^-) = 1.55 \text{ GeV}/c^2$ for $0.05 < x_p < 0.1$, is not significant enough for further study here.

6. Conclusions

We have studied the inclusive production of two $(K \bar{K} \pi)^0$ states in Z decays at LEP I. The measured masses and widths are 1274 ± 6 and $29 \pm 12 \text{ MeV}/c^2$ for the first peak and 1426 ± 6 and $51 \pm 14 \text{ MeV}/c^2$ for the second one, compatible with those of the $f_1(1285)$ and $f_1(1420)$ mesons [3]. For the first time, a partial-wave analysis has been carried out on the $(K \bar{K} \pi)^0$

system from the inclusive Z decay. While the results are ambiguous between the $I^G(J^{PC}) = 0^+(1^{++})$ and $0^+(0^{-+})a_0(980)\pi$ waves in the $1.28 \text{ GeV}/c^2$ region, the second peak is uniquely consistent with $I^G(J^{PC}) = 0^+(1^{++})K^*(892)\bar{K} + \text{c.c.}$ On the other hand, the comparison of the hadronic production rate of these two states with a previous study of the production rate [12,13] for the $S = 1$ mesons (which included 3S_1 , 3P_0 and 3P_2) suggests that their quantum numbers are very probably $I^G(J^{PC}) = 0^+(1^{++})$ and that their quark constituents are mainly of the type $n\bar{n}$, where $n = \{u, d\}$ and thus confirms that these states are very likely the $f_1(1285)$ and $f_1(1420)$ mesons. Finally, we conclude that the mesons $\eta(1295)$, $\eta(1440)$ and $h_1(1380)$ are less likely to be produced in the inclusive Z decays compared to the $f_1(1285)$ and $f_1(1420)$.

Acknowledgements

We are greatly indebted to our technical collaborators, to the members of the CERN-SL Division for the excellent performance of the LEP collider, and to the funding agencies for their support in building and operating the DELPHI detector.

We acknowledge in particular the support of Austrian Federal Ministry of Education, Science and Culture, GZ 616.364/2-III/2a/98; FNRS-FWO, Flanders Institute to encourage scientific and technological research in the industry (IWT), Federal Office for Scientific, Technical and Cultural affairs (OSTC), Belgium; FINEP, CNPq, CAPES, FUJB and FAPERJ, Brazil; Czech Ministry of Industry and Trade, GA

CR 202/99/1362; Commission of the European Communities (DG XII); Direction des Sciences de la Matière, CEA, France; Bundesministerium für Bildung, Wissenschaft, Forschung und Technologie, Germany; General Secretariat for Research and Technology, Greece; National Science Foundation (NSF) and Foundation for Research on Matter (FOM), The Netherlands; Norwegian Research Council; State Committee for Scientific Research, Poland, SPUB-M/CERN/PO3/DZ296/2000, SPUB-M/CERN/PO3/DZ297/2000 and 2P03B 104 19 and 2P03B 69 23 (2002–2004); JNICT—Junta Nacional de Investigação Científica e Tecnológica, Portugal; Vedecka grantova agentura MS SR, Slovakia, Nr. 95/5195/134; Ministry of Science and Technology of the Republic of Slovenia; CICYT, Spain, AEN99-0950 and AEN99-0761; The Swedish Natural Science Research Council; Particle Physics and Astronomy Research Council, UK; Department of Energy, USA, DE-FG02-01ER41155; EEC RTN contract HPRN-CT-00292-2002.

S.U. Chung is grateful for the warm hospitality extended to him by the CERN staff during his sabbatical year in the EP Division.

References

- [1] DELPHI Collaboration, P. Abreu, et al., *Phys. Lett. B* 449 (1999) 364.
- [2] OPAL Collaboration, R. Akers, et al., *Z. Phys. C* 68 (1995) 1; K. Ackerstaff, et al., *Eur. Phys. J. C* 4 (1998) 19; K. Ackerstaff, et al., *Eur. Phys. J. C* 5 (1998) 411.
- [3] Particle Data Group, K. Hagiwara, et al., *Phys. Rev. D* 66 (2002) 010001.
- [4] DELPHI Collaboration, P. Aarnio, et al., *Nucl. Instrum. Methods A* 303 (1991) 233.
- [5] DELPHI Collaboration, P. Abreu, et al., *Nucl. Instrum. Methods A* 378 (1996) 57.
- [6] DELPHI Collaboration, P. Abreu, et al., *Eur. Phys. J. C* 5 (1998) 585.
- [7] T. Sjöstrand, *Comput. Phys. Commun.* 82 (1994) 74.
- [8] DELPHI Collaboration, P. Abreu, et al., *Z. Phys. C* 73 (1996) 11.
- [9] DELPHI Collaboration, P. Abreu, et al., *Z. Phys. C* 65 (1995) 587.
- [10] See, for example, S.U. Chung, Spin formalisms, CERN preprint 71-8 (1971).
- [11] E852 Collaboration, S.U. Chung, et al., *Phys. Rev. D* 60 (1999) 092001.
- [12] V. Uvarov, *Phys. Lett. B* 511 (2001) 136; V. Uvarov, *Phys. Lett. B* 482 (2000) 10.
- [13] P.V. Chliapnikov, *Phys. Lett. B* 525 (2002) 1.