

## VU Research Portal

### Measurement of the Upsilon production cross section in 920 GeV fixed-target proton-nucleus collisions

Abt, I.; Bauer, T.; Carvalho, J.; Hernandez, J.R.; Lau, K.; Sbrizzi, A.; Schroder, H.; Schwarz, A.S.; Wang, J.

**published in**

Physics Letters B  
2006

**DOI (link to publisher)**

[10.1016/j.physletb.2006.04.042](https://doi.org/10.1016/j.physletb.2006.04.042)

**document version**

Publisher's PDF, also known as Version of record

[Link to publication in VU Research Portal](#)

**citation for published version (APA)**

Abt, I., Bauer, T., Carvalho, J., Hernandez, J. R., Lau, K., Sbrizzi, A., Schroder, H., Schwarz, A. S., & Wang, J. (2006). Measurement of the Upsilon production cross section in 920 GeV fixed-target proton-nucleus collisions. *Physics Letters B*, 638(1), 13-21. <https://doi.org/10.1016/j.physletb.2006.04.042>

**General rights**

Copyright and moral rights for the publications made accessible in the public portal are retained by the authors and/or other copyright owners and it is a condition of accessing publications that users recognise and abide by the legal requirements associated with these rights.

- Users may download and print one copy of any publication from the public portal for the purpose of private study or research.
- You may not further distribute the material or use it for any profit-making activity or commercial gain
- You may freely distribute the URL identifying the publication in the public portal

**Take down policy**

If you believe that this document breaches copyright please contact us providing details, and we will remove access to the work immediately and investigate your claim.

**E-mail address:**

[vuresearchportal.ub@vu.nl](mailto:vuresearchportal.ub@vu.nl)

## Measurement of the $\Upsilon$ production cross section in 920 GeV fixed-target proton–nucleus collisions

HERA-B Collaboration

I. Abt<sup>w</sup>, M. Adams<sup>j</sup>, M. Agari<sup>m</sup>, H. Albrecht<sup>l</sup>, A. Aleksandrov<sup>ac</sup>, V. Amaral<sup>h</sup>, A. Amorim<sup>h</sup>, S.J. Aplin<sup>l</sup>, V. Aushev<sup>p</sup>, Y. Bagaturia<sup>l,6</sup>, V. Balagura<sup>v</sup>, M. Bargiotti<sup>f</sup>, O. Barsukova<sup>k</sup>, J. Bastos<sup>h</sup>, J. Batista<sup>h</sup>, C. Bauer<sup>m</sup>, Th.S. Bauer<sup>a</sup>, A. Belkov<sup>k,x</sup>, Ar. Belkov<sup>k</sup>, I. Belotelov<sup>k</sup>, A. Bertin<sup>f</sup>, B. Bobchenko<sup>v</sup>, M. Böcker<sup>z</sup>, A. Bogatyrev<sup>v</sup>, G. Boehm<sup>ac</sup>, M. Bräuer<sup>m</sup>, M. Bruinsma<sup>ab,a</sup>, M. Bruschi<sup>f</sup>, P. Buchholz<sup>z</sup>, T. Buran<sup>x</sup>, J. Carvalho<sup>h</sup>, P. Conde<sup>b,1</sup>, C. Cruse<sup>j</sup>, M. Dam<sup>i</sup>, K.M. Danielsen<sup>x</sup>, M. Danilov<sup>v</sup>, S. De Castro<sup>f</sup>, H. Deppe<sup>n</sup>, X. Dong<sup>c</sup>, H.B. Dreis<sup>n</sup>, V. Egorytchev<sup>l</sup>, K. Ehret<sup>j</sup>, F. Eisele<sup>n</sup>, D. Emeliyanov<sup>l</sup>, S. Essenov<sup>v</sup>, L. Fabbri<sup>f</sup>, P. Faccioli<sup>f</sup>, M. Feuerstack-Raible<sup>n</sup>, J. Flammer<sup>l</sup>, B. Fominykh<sup>v</sup>, M. Funcke<sup>j</sup>, Ll. Garrido<sup>b</sup>, A. Gellrich<sup>ac</sup>, B. Giacobbe<sup>f</sup>, J. Gläß<sup>t</sup>, D. Goloubkov<sup>l,3</sup>, Y. Golubkov<sup>l,4</sup>, A. Golutvin<sup>v</sup>, I. Golutvin<sup>k</sup>, I. Gorbounov<sup>l,z</sup>, A. Gorišek<sup>q</sup>, O. Gouchtchine<sup>v</sup>, D.C. Goulart<sup>g</sup>, S. Gradl<sup>n</sup>, W. Gradl<sup>n</sup>, F. Grimaldi<sup>f</sup>, J. Groth-Jensen<sup>i</sup>, Yu. Guilitsky<sup>v,5</sup>, J.D. Hansen<sup>i</sup>, J.M. Hernández<sup>ac</sup>, W. Hofmann<sup>m</sup>, M. Hohlmann<sup>l</sup>, T. Hott<sup>n</sup>, W. Hulsbergen<sup>a</sup>, U. Husemann<sup>z</sup>, O. Igonkina<sup>v</sup>, M. Ispiryan<sup>o</sup>, T. Jagla<sup>m</sup>, C. Jiang<sup>c</sup>, H. Kapitza<sup>l</sup>, S. Karabekyan<sup>y</sup>, N. Karpenko<sup>k</sup>, S. Keller<sup>z</sup>, J. Kessler<sup>n</sup>, F. Khasanov<sup>v</sup>, Yu. Kiryushin<sup>k</sup>, I. Kisel<sup>w</sup>, E. Klinkby<sup>i</sup>, K.T. Knöpfle<sup>m</sup>, H. Kolanoski<sup>e</sup>, S. Korpar<sup>u,q</sup>, C. Krauss<sup>n</sup>, P. Kreuzer<sup>l,s</sup>, P. Križan<sup>r,q</sup>, D. Krücker<sup>e</sup>, S. Kupper<sup>q</sup>, T. Kvaratskheliia<sup>v</sup>, A. Lanyov<sup>k</sup>, K. Lau<sup>o</sup>, B. Lewendel<sup>l</sup>, T. Lohse<sup>e</sup>, B. Lomonosov<sup>l,2</sup>, R. Männer<sup>t</sup>, R. Mankel<sup>ac</sup>, S. Masciocchi<sup>l</sup>, I. Massa<sup>f</sup>, I. Matchikhilian<sup>v</sup>, G. Medin<sup>e</sup>, M. Medinnis<sup>l</sup>, M. Mevius<sup>l</sup>, A. Michetti<sup>l</sup>, Yu. Mikhailov<sup>v,5</sup>, R. Mizuk<sup>v</sup>, R. Muresan<sup>i</sup>, M. zur Nedden<sup>e</sup>, M. Negodaev<sup>l,2</sup>, M. Nörenberg<sup>l</sup>, S. Nowak<sup>ac</sup>, M.T. Núñez Pardo de Vera<sup>l</sup>, M. Ouchrif<sup>ab,a</sup>, F. Ould-Saada<sup>x</sup>, C. Padilla<sup>l</sup>, D. Peralta<sup>b</sup>, R. Pernack<sup>y</sup>, R. Pestotnik<sup>q</sup>, B.A.A. Petersen<sup>i</sup>, M. Piccinini<sup>f</sup>, M.A. Pleier<sup>m</sup>, M. Poli<sup>f,1</sup>, V. Popov<sup>v</sup>, D. Pose<sup>k,n</sup>, S. Prystupa<sup>p</sup>, V. Pugatch<sup>p</sup>, Y. Pylypchenko<sup>x</sup>, J. Pyrlík<sup>o</sup>, K. Reeves<sup>m</sup>, D. Reißing<sup>l</sup>, H. Rick<sup>n</sup>, I. Riu<sup>l</sup>, P. Robmann<sup>ad</sup>, I. Rostovtseva<sup>v</sup>, V. Rybnikov<sup>l</sup>, F. Sánchez<sup>m</sup>, A. Sbrizzi<sup>a</sup>, M. Schmelling<sup>m</sup>, B. Schmidt<sup>l</sup>, A. Schreiner<sup>ac</sup>, H. Schröder<sup>y</sup>, U. Schwanke<sup>ac</sup>, A.J. Schwartz<sup>g</sup>, A.S. Schwarz<sup>l</sup>, B. Schwenninger<sup>j</sup>, B. Schwingenheuer<sup>m</sup>, F. Sciacca<sup>m</sup>, N. Semprini-Cesari<sup>f</sup>, S. Shuvalov<sup>v,e</sup>, L. Silva<sup>h</sup>, L. Sözüer<sup>l</sup>, S. Solunin<sup>k</sup>, A. Somov<sup>l</sup>, S. Somov<sup>l,3</sup>, J. Spengler<sup>m</sup>, R. Spighi<sup>f</sup>, A. Spiridonov<sup>ac,v</sup>, A. Stanovnik<sup>r,q</sup>, M. Starič<sup>q</sup>, C. Stegmann<sup>e</sup>, H.S. Subramania<sup>o</sup>, M. Symalla<sup>l,j</sup>, I. Tikhomirov<sup>v</sup>, M. Titov<sup>v</sup>, I. Tsakov<sup>aa</sup>, U. Uwer<sup>n</sup>, C. van Eldik<sup>l,j</sup>, Yu. Vassiliev<sup>p</sup>, M. Villa<sup>f</sup>, A. Vitale<sup>f</sup>, I. Vukotic<sup>e,ac</sup>, H. Wahlberg<sup>ab</sup>, A.H. Walenta<sup>z</sup>, M. Walter<sup>ac</sup>, J.J. Wang<sup>d</sup>, D. Wegener<sup>j</sup>, U. Werthenbach<sup>z</sup>, H. Wolters<sup>h</sup>, R. Wurth<sup>l</sup>, A. Wurz<sup>t</sup>, Yu. Zaitsev<sup>v</sup>, M. Zavertyaev<sup>l,m,2</sup>, G. Zech<sup>z</sup>, T. Zeuner<sup>l,z</sup>, A. Zhelezov<sup>v</sup>, Z. Zheng<sup>c</sup>, R. Zimmermann<sup>y</sup>, T. Živko<sup>q</sup>, A. Zoccoli<sup>f,\*</sup>

<sup>a</sup> NIKHEF, 1009 DB Amsterdam, The Netherlands<sup>7</sup>

<sup>b</sup> Department ECM, Faculty of Physics, University of Barcelona, E-08028 Barcelona, Spain<sup>8</sup>

<sup>c</sup> Institute for High Energy Physics, Beijing 100039, PR China

<sup>d</sup> Institute of Engineering Physics, Tsinghua University, Beijing 100084, PR China

- <sup>e</sup> Institut für Physik, Humboldt-Universität zu Berlin, D-12489 Berlin, Germany<sup>9,10</sup>  
<sup>f</sup> Dipartimento di Fisica dell'Università di Bologna and INFN Sezione di Bologna, I-40126 Bologna, Italy  
<sup>g</sup> Department of Physics, University of Cincinnati, Cincinnati, OH 45221, USA<sup>11</sup>  
<sup>h</sup> LIP Coimbra, P-3004-516 Coimbra, Portugal<sup>12</sup>  
<sup>i</sup> Niels Bohr Institutet, DK-2100 Copenhagen, Denmark<sup>13</sup>  
<sup>j</sup> Institut für Physik, Universität Dortmund, D-44221 Dortmund, Germany<sup>10</sup>  
<sup>k</sup> Joint Institute for Nuclear Research, 141980 Dubna, Moscow Region, Russia  
<sup>l</sup> DESY, D-22603 Hamburg, Germany  
<sup>m</sup> Max-Planck-Institut für Kernphysik, D-69117 Heidelberg, Germany<sup>10</sup>  
<sup>n</sup> Physikalisches Institut, Universität Heidelberg, D-69120 Heidelberg, Germany<sup>10</sup>  
<sup>o</sup> Department of Physics, University of Houston, Houston, TX 77204, USA<sup>11</sup>  
<sup>p</sup> Institute for Nuclear Research, Ukrainian Academy of Science, 03680 Kiev, Ukraine<sup>14</sup>  
<sup>q</sup> J. Stefan Institute, 1001 Ljubljana, Slovenia<sup>15</sup>  
<sup>r</sup> University of Ljubljana, 1001 Ljubljana, Slovenia  
<sup>s</sup> University of California, Los Angeles, CA 90024, USA<sup>16</sup>  
<sup>t</sup> Lehrstuhl für Informatik V, Universität Mannheim, D-68131 Mannheim, Germany  
<sup>u</sup> University of Maribor, 2000 Maribor, Slovenia  
<sup>v</sup> Institute of Theoretical and Experimental Physics, 117259 Moscow, Russia<sup>17</sup>  
<sup>w</sup> Max-Planck-Institut für Physik, Werner-Heisenberg-Institut, D-80805 München, Germany<sup>10</sup>  
<sup>x</sup> Department of Physics, University of Oslo, N-0316 Oslo, Norway<sup>18</sup>  
<sup>y</sup> Fachbereich Physik, Universität Rostock, D-18051 Rostock, Germany<sup>10</sup>  
<sup>z</sup> Fachbereich Physik, Universität Siegen, D-57068 Siegen, Germany<sup>10</sup>  
<sup>aa</sup> Institute for Nuclear Research, INRNE-BAS, Sofia, Bulgaria  
<sup>ab</sup> Universiteit Utrecht/NIKHEF, 3584 CB Utrecht, The Netherlands<sup>7</sup>  
<sup>ac</sup> DESY, D-15738 Zeuthen, Germany  
<sup>ad</sup> Physik-Institut, Universität Zürich, CH-8057 Zürich, Switzerland<sup>19</sup>

Received 8 March 2006; received in revised form 14 April 2006; accepted 24 April 2006

Available online 4 May 2006

Editor: Dr. L. Rolandi

## Abstract

The cross section ratio  $R_{J/\psi} = \text{Br}(\Upsilon \rightarrow l^+l^-) \cdot d\sigma(\Upsilon)/dy|_{y=0}/\sigma(J/\psi)$  has been measured with the HERA-B spectrometer in fixed-target proton–nucleus collisions at 920 GeV proton beam energy corresponding to a proton–nucleon c.m.s. energy of  $\sqrt{s} = 41.6$  GeV. The combined results for the decay channels  $\Upsilon \rightarrow e^+e^-$  and  $\Upsilon \rightarrow \mu^+\mu^-$  yield a ratio  $R_{J/\psi} = (9.0 \pm 2.1) \times 10^{-6}$ . The corresponding  $\Upsilon$  production cross section per nucleon at mid-rapidity ( $y = 0$ ) has been determined to be  $\text{Br}(\Upsilon \rightarrow l^+l^-) \cdot d\sigma(\Upsilon)/dy|_{y=0} = 4.5 \pm 1.1$  pb/nucleon.

\* Corresponding author.

E-mail address: zoccoli@bo.infn.it (A. Zoccoli).

<sup>1</sup> Visitor from Dipartimento di Energetica dell'Università di Firenze and INFN Sezione di Bologna, Italy.

<sup>2</sup> Visitor from P.N. Lebedev Physical Institute, 117924 Moscow B-333, Russia.

<sup>3</sup> Visitor from Moscow Physical Engineering Institute, 115409 Moscow, Russia.

<sup>4</sup> Visitor from Moscow State University, 119899 Moscow, Russia.

<sup>5</sup> Visitor from Institute for High Energy Physics, Protvino, Russia.

<sup>6</sup> Visitor from High Energy Physics Institute, 380086 Tbilisi, Georgia.

<sup>7</sup> Supported by the Foundation for Fundamental Research on Matter (FOM), 3502 GA Utrecht, The Netherlands.

<sup>8</sup> Supported by the CICYT contract AEN99-0483.

<sup>9</sup> Supported by the German Research Foundation, Graduate College GRK 271/3.

<sup>10</sup> Supported by the Bundesministerium für Bildung und Forschung, FRG, under contract numbers 05-7BU35I, 05-7DO55P, 05-HB1HRA, 05-HB1KHA, 05-HB1PEA, 05-HB1PSA, 05-HB1VHA, 05-HB9HRA, 05-7HD15I, 05-7MP25I, 05-7SI75I.

<sup>11</sup> Supported by the U.S. Department of Energy (DOE).

<sup>12</sup> Supported by the Portuguese Fundação para a Ciência e Tecnologia under the program POCTI.

<sup>13</sup> Supported by the Danish Natural Science Research Council.

<sup>14</sup> Supported by the National Academy of Science and the Ministry of Education and Science of Ukraine.

<sup>15</sup> Supported by the Ministry of Education, Science and Sport of the Republic of Slovenia under contracts number P1-135 and J1-6584-0106.

<sup>16</sup> Supported by the U.S. National Science Foundation Grant PHY-9986703.

<sup>17</sup> Supported by the Russian Ministry of Education and Science, grant SS-1722.2003.2, and the BMBF via the Max Planck Research Award.

<sup>18</sup> Supported by the Norwegian Research Council.

<sup>19</sup> Supported by the Swiss National Science Foundation.

✉ Deceased.

© 2006 Elsevier B.V. All rights reserved.

PACS: 13.20.Gd; 13.85.Qk; 14.40.Gx; 24.85.+p

Keywords:  $\Upsilon$  mesons; Cross section; Proton–nucleus collisions;  $\sqrt{s} = 41.6$  GeV

## 1. Introduction

In recent years, there has been a rapid development of models describing quarkonium, especially charmonium, production, with great success both in the high- and low-energy range (see e.g. review [1,2] and references therein). These developments are driven by the available measurements of charmonium production, and the implication of a possible suppression of charmonium production as an indicator for a quark–gluon plasma (QGP) [3,4]. Bottomonium production represents a natural field for testing the predictions of these models [1]. Measurements of the  $\Upsilon$  production cross section<sup>20</sup> have been performed by many experiments [5–18] in the wide range of the proton–nucleon center-of-mass (c.m.s.) energy  $\sqrt{s}$  of 19 to 1800 GeV, and with targets ranging from proton ( $A = 1$ ) to platinum ( $A = 195$ ) with both proton and antiproton beams.

Usually, the result of bottomonium production measurements is presented as the product of the differential cross section at mid-rapidity  $d\sigma(\Upsilon)/dy|_{y=0}$  times branching ratio [1]. However, the acceptance of most of the fixed-target experiments which have so far measured bottomonium production, is not in the region of central collisions,  $y = 0$ , so that systematic effects in determining the total cross section can be substantial. More specifically, precisely in the energy region of HERA-B, the available results [10,12] disagree by about a factor of two (see Table 1<sup>21</sup>) which cannot be explained by a large nuclear

suppression [19]. HERA-B covers the region of mid-rapidity, implying less uncertainty in the determination of the total cross section, and can thus contribute to the knowledge of  $\Upsilon$  production, despite its rather small sample size. Furthermore, both  $\Upsilon \rightarrow \mu^+\mu^-$  and  $\Upsilon \rightarrow e^+e^-$  decay channels are measured simultaneously, providing an additional statistically independent cross check.

## 2. Measurement method

We determine the  $\Upsilon$  production cross section by comparing the relative yields of  $\Upsilon$  and  $J/\psi$  production, and normalizing to the known  $J/\psi$  cross section:

$$\begin{aligned} & \text{Br}(\Upsilon \rightarrow l^+l^-) \cdot \left. \frac{d\sigma}{dy}(\Upsilon) \right|_{y=0} \\ &= \text{Br}(J/\psi \rightarrow l^+l^-) \cdot \sigma(J/\psi) \cdot \frac{N(\Upsilon)}{N(J/\psi)} \frac{\varepsilon(J/\psi)}{\varepsilon(\Upsilon)} \frac{1}{\Delta y_{\text{eff}}} \end{aligned} \quad (1)$$

and in addition, we define the ratio of the mid-rapidity  $\Upsilon$  cross section to the total  $J/\psi$  cross section as

$$R_{J/\psi} \equiv \frac{\text{Br}(\Upsilon \rightarrow l^+l^-) \cdot d\sigma(\Upsilon)/dy|_{y=0}}{\sigma(J/\psi)}. \quad (2)$$

Here,  $\sigma(J/\psi)$  is the  $J/\psi$  production cross section, and  $N(\Upsilon)$  and  $N(J/\psi)$  are the numbers of observed  $\Upsilon$  and  $J/\psi$  decays, respectively. The branching ratio  $J/\psi \rightarrow l^+l^-$  is taken as the average of the most recent values for  $J/\psi \rightarrow e^+e^-$  and  $J/\psi \rightarrow \mu^+\mu^-$  [20],  $\varepsilon(J/\psi)/\varepsilon(\Upsilon)$  is the ratio of  $J/\psi$  and  $\Upsilon$  trigger and reconstruction efficiencies determined from Monte Carlo simulations, and  $\Delta y_{\text{eff}}$  is the coefficient relating the full and differential  $\Upsilon$  cross section at mid-rapidity  $y = 0$ :  $\sigma(\Upsilon) = \Delta y_{\text{eff}} d\sigma(\Upsilon)/dy|_{y=0}$  (see Section 4.4). In this way the result is independent of the luminosity determination, and systematic uncertainties due to absolute trigger efficiencies cancel out to a large extent, since only relative efficiencies between  $\Upsilon$  and  $J/\psi$  and relative acceptances enter the final result. For  $\sigma(J/\psi)$  at  $\sqrt{s} = 41.6$  GeV we use the value

$$\sigma_{pN}(J/\psi) = 502 \pm 44 \text{ nb/nucleon} \quad (3)$$

obtained from a global fit [21] of  $J/\psi$  production data,<sup>22</sup> after adjusting the data using a common nuclear suppression parameter  $\alpha = 0.96 \pm 0.01$  [19] and the latest value of branching ratio  $\text{Br}(J/\psi \rightarrow l^+l^-)$  [20]. Eq. (1) assumes the same numerical values of  $\alpha$  parameters for  $\Upsilon$  and  $J/\psi$  production in accordance with the experimental data [19,23].

Table 1

Summary of the available measurements of the  $\Upsilon$  production cross section in  $pA$  collisions near  $\sqrt{s} = 41.6$  GeV. A linear dependence of cross section on atomic number is assumed for all measurements (in keeping with the original publications). The published result of [12] refers to the production of  $\Upsilon(1S)$  only and has been rescaled using Eq. (4) to also include  $\Upsilon(2S)$  and  $\Upsilon(3S)$ . In the case of E771 [13], the published value has been corrected to include the  $\Upsilon(3S)$  state and the coefficient  $\Delta y_{\text{eff}}$  (see Section 4.4). Overall normalization uncertainties of 15% (Ref. [10]) and 10% (Ref. [12]) have been included

$\sqrt{s}$ (GeV)	$\text{Br}(\Upsilon \rightarrow l^+l^-) \cdot d\sigma(\Upsilon)/dy _{y=0}$ (pb/nucleon)	Target	Experiment
38.8	$2.11 \pm 0.33$	Cu	E605 [10]
38.8	$2.31 \pm 0.38$	Be	E605 [11]
38.8	$4.7 \pm 0.5$	D	E772 [12]
38.8	$7.7 \pm 3.2$	Si	E771 [13]

<sup>20</sup> Throughout this Letter we refer to the sum of  $\Upsilon(1S) + \Upsilon(2S) + \Upsilon(3S)$  cross sections as the  $\Upsilon$  cross section.

<sup>21</sup> Both papers [10,12] quote the differential cross section in terms of the Feynman scaling variable  $x_F$  which we transform to rapidity  $y$ . The two quantities are related via  $d\sigma(\Upsilon)/dx_F|_{x_F=0} = F(\sqrt{s}) \cdot d\sigma(\Upsilon)/dy|_{y=0}$ , where  $F(\sqrt{s})$  is a coefficient which depends on the (measured) transverse momentum distribution of the produced  $\Upsilon$  mesons. Its numerical value is  $1.98 \pm 0.03$  and  $2.12 \pm 0.03$  for  $\sqrt{s} = 38.8$  GeV and  $\sqrt{s} = 41.6$  GeV, respectively.

<sup>22</sup> The global fit includes our own measurement of the  $J/\psi$  cross section  $663 \pm 74 \pm 46$  nb/nucleon [22]. We prefer to normalize the present measurement to the value given by the global fit since the fit provides a complete summary of all available measurements.

### 3. The HERA-B detector and the data sample

HERA-B is a fixed-target experiment at the 920-GeV HERA proton storage ring of DESY and consists of a forward magnetic spectrometer featuring a high resolution vertexing and tracking system and offering a good coverage of the central region of collisions (the  $x_F$  range is about  $[-0.6, 0.15]$  for  $\Upsilon$  production and about  $[-0.35, 0.15]$  for  $J/\psi$  production, corresponding to the rapidity ranges about  $[-1.2, 0.3]$  and  $[-1.5, 0.5]$ , respectively).

The main components of the detector are sketched in Fig. 1. The target consists of wires of various materials which are inserted into the halo of the HERA proton beam. Data are taken with carbon, tungsten and titanium target wires operated at an interaction rate between 5 and 8 MHz. The vertex detector system (VDS) consists of silicon micro-strip detectors located within the vacuum vessel of the target. The first station of the main tracker is placed upstream of the 2.13 T m dipole magnet and the remaining 6 tracking stations are placed downstream. Muon identification is performed by the muon detector (MUON), while the electrons are detected and identified by the electromagnetic calorimeter (ECAL).

The trigger chain includes pretriggers provided by ECAL and MUON for the lepton candidate search, and a first level trigger (FLT) which finds tracks downstream of the magnet starting from the pretrigger seeds. The FLT requires that at least two pretrigger candidates be present in an event and that an FLT track be found from at least one of them. The (software) second level trigger (SLT) starts from pretrigger candidate tracks, confirms them in the tracker and VDS using a simplified Kalman filter algorithm, and accepts the event if either two electron or two muon candidates with a common vertex are found. The trigger imposes a cut on the transverse energy  $E_T$  of the electrons, and an implicit cut on the transverse momentum  $p_T$  of the muons. A more detailed description of the HERA-B detector, trigger and reconstruction chain can be found in Refs. [24,25], and references therein. This analysis is based on  $134 \times 10^6$  events obtained in the 2002–2003 physics run.

### 4. Data analysis

#### 4.1. Monte Carlo simulation, trigger and reconstruction efficiency

Monte Carlo simulation is performed for  $J/\psi$ ,  $\Upsilon$  and Drell–Yan production. Heavy quarkonia and Drell–Yan production are simulated with PYTHIA 5.7 [26]. The energy remaining after the quarkonium or Drell–Yan generation is passed to FRITIOF 7.02 [27] to simulate the underlying  $pA$  interaction. Finally, additional inelastic  $pA$  interactions, generated by FRITIOF, are superimposed according to the multiple-interaction probabilities of five separate running periods. After tracking the particles through the detector material with GEANT 3.21 [28] and a realistic digitization simulation, the event is reconstructed by the same reconstruction program which is used for the real events. The trigger and the detector parameters are tuned for the individual data taking periods. To have a realistic description of the kinematic distributions for  $J/\psi$  and  $\Upsilon$ , the PYTHIA generation has been tuned by reweighting according to the differential distributions from the high-statistics data of Refs. [10,12,29,30]. The relative trigger and reconstruction efficiencies are determined from Monte Carlo simulations. For the muon channel, the ratio of efficiencies is  $\varepsilon(J/\psi)/\varepsilon(\Upsilon) = 0.76 \pm 0.05$ . The departure from unity is a result of the trigger  $p_T$  cut which affects muons from  $J/\psi$  decay more strongly than muons from  $\Upsilon$  decay due to the different mass scale. Because of a harder cut on  $E_T$  at the trigger level, the difference is even larger in the electron channel:  $\varepsilon(J/\psi)/\varepsilon(\Upsilon) = 0.31 \pm 0.03$ .

#### 4.2. Event selection

The event selection includes cuts on the quality of tracks, most notably, that the tracks must have segments in both the VDS and the main tracker and that “clones” (nearly reconstructed tracks originating from the same real physical track) be removed. Further requirements are that either two muon or two electron candidates of opposite charge and with a common ver-

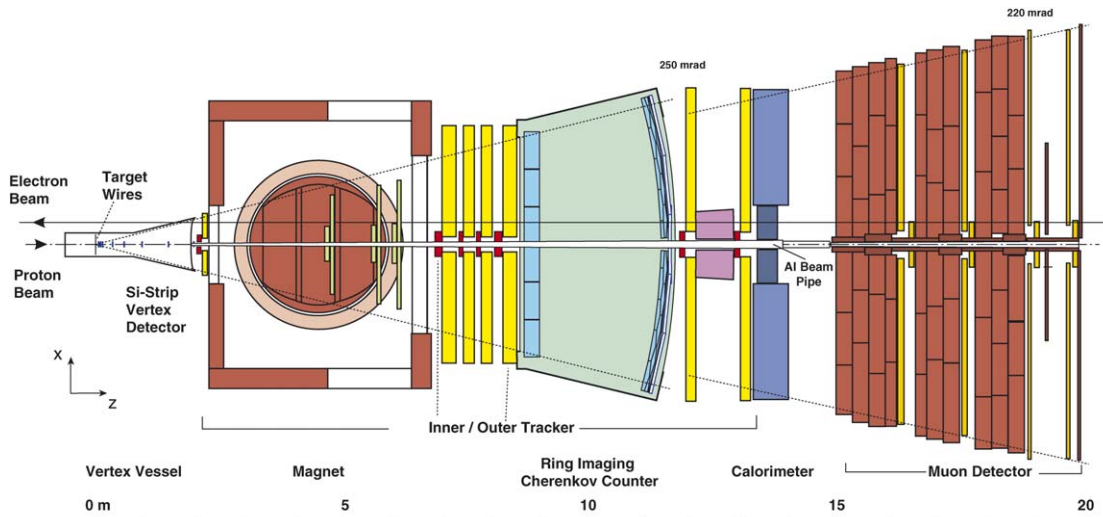


Fig. 1. Plan view of the HERA-B detector.



tex are present. Muon candidates are required to penetrate to the muon detector layers behind the absorber material. Electrons are identified by requiring an energy deposit (cluster) in the ECAL. Bremsstrahlung photons emitted by electrons in front of the magnet are recovered for better energy resolution and additional electron identification [25]. The transverse energy  $E_T$  at ECAL must exceed 0.95 GeV, and the ratio between the energy as measured by the ECAL and the momentum must be close to unity ( $0.85 < E/p < 1.25$  and, in addition,  $E/p > 0.9$  when no bremsstrahlung photon is found).

To suppress background from secondaries produced in the beam pipe which reach the muon chambers, we impose cuts on the muon transverse momentum,  $p_T$ , which are linear functions of the mass with cut ranges:  $p_T \in [3, 6]$  GeV/ $c$  for the invariant mass  $m = m_\gamma$ ,  $p_T \in [0.7, 4]$  GeV/ $c$  for  $m = m_{J/\psi}$  and cuts on the muon total momentum  $p$ :  $p \in [15, 190]$  GeV/ $c$  for  $m = m_\gamma$ ,  $p \in [4, 100]$  GeV/ $c$  for  $m = m_{J/\psi}$ ; for intermediate dilepton masses a linear interpolation of the cut limits is used. For electrons which do not suffer from a similar background, the cut for the electron total momentum is  $p \in [4, 190]$  GeV/ $c$  and for the transverse momentum  $p_T \in [0.7, 6]$  GeV/ $c$ . After applying these cuts, the lepton momentum spectra for the mixture of signal and all background sources are similar in the data and Monte Carlo.

### 4.3. Description of signal and background

#### 4.3.1. Muon channel

The dimuon mass spectrum in the  $J/\psi$  mass region (Fig. 2) is fitted with a Gaussian folded with contributions from  $J/\psi \rightarrow \mu^+\mu^-\gamma$  [31] for the signal shape, and an exponential of a second-order polynomial for the background. For the combined sample of the three target materials (64% C, 33% W, 3% Ti) we obtain a total of  $152900 \pm 490$   $J/\psi$  decays and a width of  $38.8 \pm 0.1$  MeV/ $c^2$ .

For the mass region  $m > 5$  GeV/ $c^2$  (Fig. 3) we use a similar function to describe the  $\Upsilon$  peaks to that used for the description of the  $J/\psi$ . Due to the lack of statistics, the positions of the  $\Upsilon(2S)$  and  $\Upsilon(3S)$  states are fixed relative to the  $\Upsilon(1S)$  state using the PDG mass values [20], and the relative contributions of the three states are fixed according to the E605 results [10]:

$$N(1S) : N(2S) : N(3S) = (70 \pm 3) : (20 \pm 2) : (10 \pm 1). \quad (4)$$

The width of the  $\Upsilon(1S)$  state is fixed to the width of the  $J/\psi$  scaled by the ratio of the expected momentum resolution for muons from  $\Upsilon$  and  $J/\psi$  decays resulting in 159 MeV/ $c^2$ . The widths of the  $\Upsilon(2S)$  and  $\Upsilon(3S)$  states are scaled proportionally to their masses.

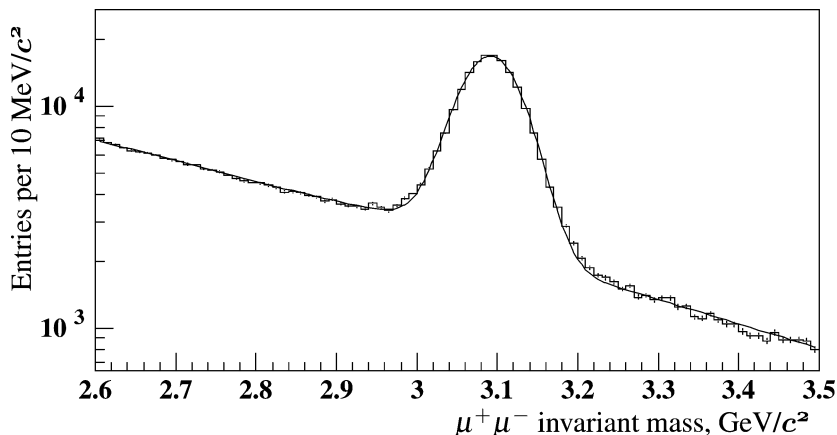


Fig. 2. Fit of the dimuon mass spectrum obtained after  $J/\psi$  selection cuts.

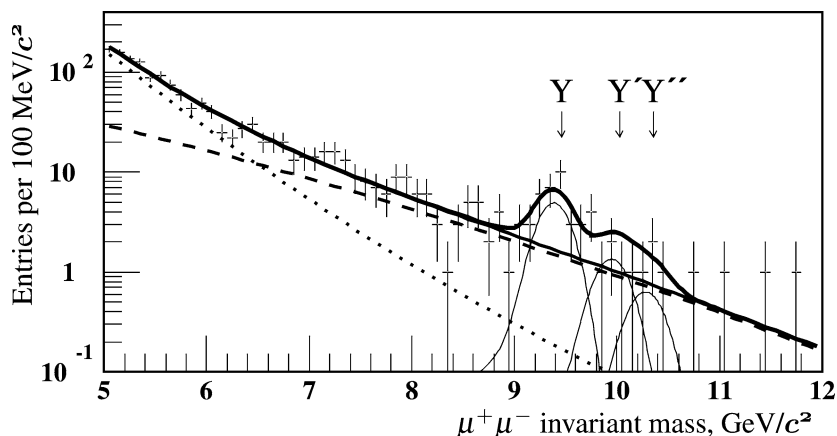


Fig. 3. Fit of the  $\Upsilon \rightarrow \mu^+\mu^-$  signal (thick line) with the individual contributions of the  $\Upsilon(1S)$ ,  $\Upsilon(2S)$ ,  $\Upsilon(3S)$  states shown in thin solid lines. The background consists of Drell–Yan pairs (dashed line) and combinatorial contribution estimated from the  $\mu^\pm\mu^\pm$  spectrum (dotted line).

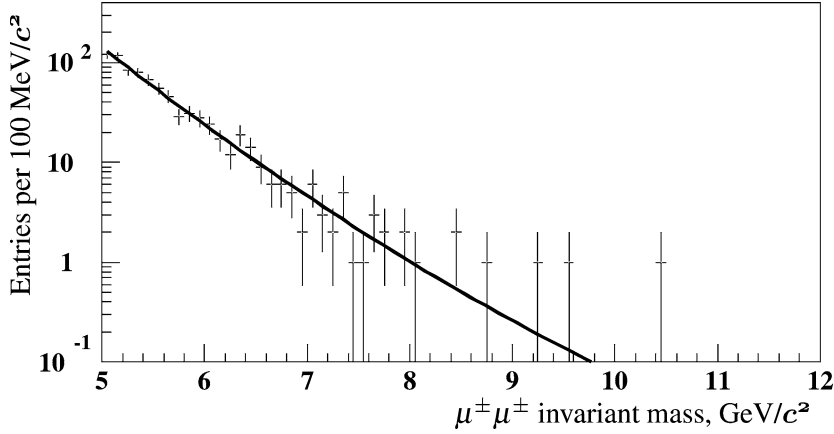


Fig. 4. Spectrum of like-sign  $\mu^{\pm}\mu^{\pm}$  pairs, together with a fit to an exponential of a second-order polynomial.

In this mass region, the Drell–Yan process as well as random combinations between leptons contribute to the background. As before, we describe the combinatorial background by an exponential of a second-order polynomial, whose shape is determined from a fit to the like-sign  $\mu^{\pm}\mu^{\pm}$  pair spectrum (Fig. 4), and a normalization factor which is left as a free parameter. The shape of the Drell–Yan spectrum is determined from a fit to the corresponding reconstructed Monte Carlo events.

Thus, the free fit parameters for the spectrum with  $m > 5$   $\text{GeV}/c^2$  (Fig. 3) are: the total  $\Upsilon$  yield, the  $\Upsilon(1S)$  mass, the yield of Drell–Yan dileptons, and the height of the combinatorial background. The total  $\Upsilon$  yield in the log likelihood fit is  $N(\Upsilon) = 30.8 \pm 7.4_{\text{stat}}$ . The fit function describes the data well ( $\chi^2/\text{ndf} = 51/54$ ). Using this value in Eq. (1) we obtain  $R_{J/\psi}^{\mu\mu} = (7.9 \pm 1.9_{\text{stat}}) \times 10^{-6}$ , and using the value of the  $J/\psi$  cross section Eq. (3), the cross section for  $\Upsilon$  production at mid-rapidity as determined from  $\Upsilon \rightarrow \mu^+\mu^-$  becomes  $\text{Br}(\Upsilon \rightarrow \mu^+\mu^-) \cdot d\sigma(\Upsilon)/dy|_{y=0} = 4.0 \pm 1.0_{\text{stat}}$  pb/nucleon.

The fit (Fig. 3) shows that the combinatorial background dominates below 7  $\text{GeV}/c^2$  but becomes negligible at the  $\Upsilon$  mass. We have verified that the generated shape of the Drell–Yan background in Monte Carlo simulations agrees with the published data [10,12,32]. Further support for the correctness of the background curves in Fig. 3 comes from studying a number of sensitive kinematic variables (such as the average momentum asymmetry between the muons). The observed values are compatible with the mixture of signal and background contributions obtained from the fit to the mass spectrum.

The fit also provides a measurement of the Drell–Yan (DY) differential cross section  $d^2\sigma/(dm dy)|_{y=0}$  in the region of the  $\Upsilon$  mass, or equivalently the ratio  $R_{\text{DY}}$  [9–11] of the  $\Upsilon$  production to the Drell–Yan cross sections

$$R_{\text{DY}} = \text{Br}(\Upsilon \rightarrow l^+l^-) \cdot \frac{d\sigma}{dy}(\Upsilon) \Big|_{y=0} / \frac{d^2\sigma}{dm dy}(\text{DY}) \Big|_{m=9.46}^{y=0}.$$

Similarly to Eq. (1) we determine for the Drell–Yan cross section:  $\frac{d^2\sigma}{dm dy}(\text{DY})|_{m=9.46}^{y=0} = 2.0 \pm 0.5$  pb/(nucleon  $\text{GeV}/c^2$ ) and

$R_{\text{DY}}^{\mu\mu} = 2.0 \pm 0.8$   $\text{GeV}/c^2$  where statistical and systematic uncertainties have been combined.

To compare these results with the published data of the Fermilab fixed-target experiments [10–12,32] at  $\sqrt{s} = 38.8$   $\text{GeV}$ , we scale the Drell–Yan production cross section with the variable  $\tau = m^2/s$  leading to a factor of  $1.28 \pm 0.03$ ,<sup>23</sup> and the  $\Upsilon$  cross section by a factor 1.32 (obtained from the fit to the  $\Upsilon$  data, see Section 5). The results, scaled to  $\sqrt{s} = 38.8$   $\text{GeV}$ , then

become:  $\frac{d^2\sigma}{dm dy}(\text{DY}) \Big|_{m=9.46}^{y=0, \sqrt{s}=38.8} = 1.5 \pm 0.4$  pb/(nucleon  $\text{GeV}/c^2$ )

and  $R_{\text{DY}}^{\mu\mu}|_{\sqrt{s}=38.8} = 2.0 \pm 0.8$   $\text{GeV}/c^2$ , which agrees within the uncertainties with the fits of the data from the Fermilab experiments:  $R_{\text{DY}}$  between 1.3 and 1.6  $\text{GeV}/c^2$  [10,11] and  $\frac{d^2\sigma}{dm dy}(\text{DY})|_{m=9.46}^{y=0} = 1.4 \pm 0.3$  pb/(nucleon  $\text{GeV}/c^2$ ) [10,12,32].

#### 4.3.2. Electron channel

The analysis of dielectron events generally follows the path described for dimuon events. Before fitting, the momentum vectors of the leptons are corrected by adding in the energy of bremsstrahlung photons emitted in the material before the magnet and reconstructed in the calorimeter. The fit function takes into account resolution effects as well as a tail due to non-recovered bremsstrahlung and final state radiation [25,31]. The fit shown in Fig. 5 yields  $N(J/\psi) = 109710 \pm 930$  and a width of  $59.9 \pm 0.8$   $\text{MeV}/c^2$  for the combined sample of the three target materials (62% C, 32% W, and 6% Ti).

The log likelihood fit of the mass region  $m > 5$   $\text{GeV}/c^2$  (Fig. 6), for which the free parameters are the position of the  $\Upsilon(1S)$  peak, the contributions of the  $\Upsilon$  signal, of Drell–Yan, and of the combinatorial background, results in  $75 \pm 14_{\text{stat}}$   $\Upsilon$  events with  $\chi^2/\text{ndf} = 19/27$ . This leads to a cross section ratio  $R_{J/\psi}^{ee} = (11.0 \pm 2.1_{\text{stat}}) \times 10^{-6}$ , and a mid-rapidity cross section for  $\Upsilon$  production of  $\text{Br}(\Upsilon \rightarrow e^+e^-) \cdot d\sigma(\Upsilon)/dy|_{y=0} = 5.5 \pm 1.0_{\text{stat}}$  pb/nucleon.

<sup>23</sup> This number agrees well with the theoretical prediction [33] of about 1.275 for the mass region  $8 < m < 11$   $\text{GeV}/c^2$ .

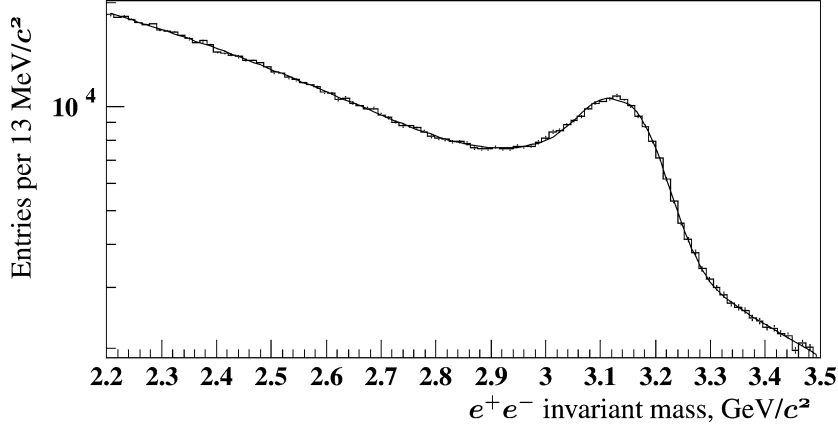


Fig. 5. Fit of the dielectron mass spectrum obtained after  $J/\psi$  selection cuts.

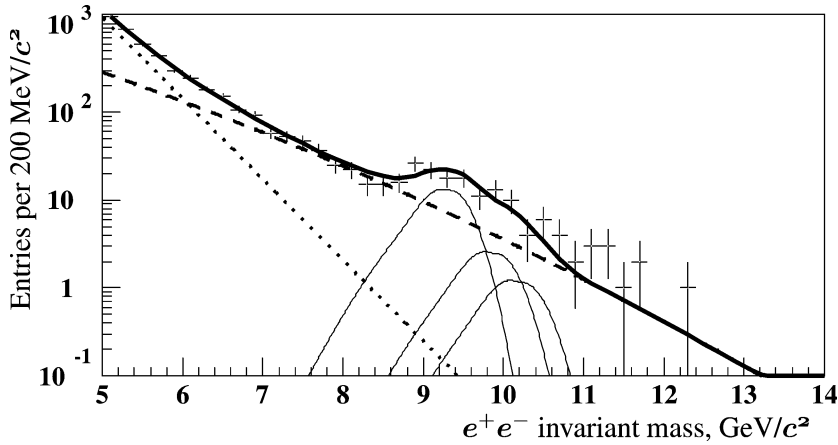


Fig. 6. Fit of the  $\gamma \rightarrow e^+e^-$  signal (thick line) with the individual contributions of the  $\gamma(1S)$ ,  $\gamma(2S)$ ,  $\gamma(3S)$  states shown in thin solid lines. The background consists of Drell–Yan (dashed line) and combinatorial contributions (dotted line).

As for the muon channel, the various energy-dependent kinematic distributions of the electron pairs behave as expected from the relative contributions of the different processes. The imposition of an  $E_T$  requirement for electrons in the trigger severely suppresses triggers from like-sign leptons, because of the additional  $p_T$ -bias of the magnet. The resulting like-sign electron mass spectrum therefore does not describe the combinatorial background and is not used in this analysis. Instead, the combinatorial background is evaluated by mixing tracks from different events. For masses greater than about 6  $\text{GeV}/c^2$ , the combinatorial background is less than the Drell–Yan contribution and becomes negligible for masses above 9  $\text{GeV}/c^2$ .

The Drell–Yan contribution at  $m = 9.46 \text{ GeV}/c^2$  is  $\frac{d^2\sigma}{dm dy}(\text{DY})|_{m=9.46}^{y=0} = 3.7 \pm 1.0 \text{ pb}/(\text{nucleon GeV}/c^2)$  leading to  $R_{\text{DY}}^{ee} = 1.5 \pm 0.7 \text{ GeV}/c^2$ . Scaling these results to  $\sqrt{s} = 38.8 \text{ GeV}$  we obtain  $\frac{d^2\sigma}{dm dy}(\text{DY})|_{m=9.46}^{y=0, \sqrt{s}=38.8} = 2.9 \pm 0.8 \text{ pb}/(\text{nucleon}$

$\text{GeV}/c^2)$ , and  $R_{\text{DY}}^{ee}|_{\sqrt{s}=38.8} = 1.4 \pm 0.6 \text{ GeV}/c^2$ . The Drell–Yan cross section measurements for the electron and muon cases differ by a factor of 1.9, corresponding to 1.6 standard deviations; the ratio  $R_{\text{DY}}^{ee}$  agrees with the muon case and with Fermilab measurements.

#### 4.4. Systematic uncertainties

The systematic uncertainties are dominated by the uncertainties in the description of the background which contribute 14% for muons and 17% (including uncertainties in the bremsstrahlung tail) for electrons, respectively. The uncertainties of the relative  $J/\psi$  and  $\gamma$  efficiencies are estimated to be 7% for muons and 9% for electrons. The systematic uncertainty of the  $J/\psi$  reference cross section Eq. (3) is 9%. The parameter  $\Delta y_{\text{eff}}(\sqrt{s}) = 1.14 \pm 0.12_{\text{sys}}$  (precision of 11%) at  $\sqrt{s} = 41.6 \text{ GeV}$  is determined from the fits of existing measurements for  $x_F$  and  $p_T$  distributions for  $\gamma$  mesons [10,12].

Other systematic uncertainties are small compared with those already mentioned. Among them are the use of a Gaussian function with a fixed width for fitting of the  $\gamma$  peaks ( $< 4\%$ ), uncertainties of the fractions of the various  $\gamma$  states in Eq. (4) ( $< 0.1\%$ ), the polarization effects in  $J/\psi$  and  $\gamma$  production ( $< 1.8\%$ ), and the branching ratio  $J/\psi \rightarrow l^+l^-$  ( $< 1.7\%$ ). When, in the electron channel, the particle identification requirements are strengthened by requiring either that one of the two lepton candidates have an associated bremsstrahlung cluster in the calorimeter, or that both have associated clusters, the results change by less than 4%. The results are stable within the



statistical uncertainty for a wide variation of the cuts for muon or electron identification. All contributions, added in quadrature, result in a systematic uncertainty of 21% in the case of muons, and 25% in the case of electrons.

## 5. Combined results

Table 2 summarizes all results obtained in the previous sections. One can see that the results in the muon and electron channels are compatible. Combining the muon and electron channels, we have

$$R_{J/\psi} = (9.0 \pm 2.1) \times 10^{-6}$$

and, using the  $J/\psi$  reference cross section Eq. (3), we obtain (Fig. 7)

$$\text{Br}(\Upsilon \rightarrow l^+l^-) \cdot \left. \frac{d\sigma}{dy}(\Upsilon) \right|_{y=0} = 4.5 \pm 1.1 \text{ pb/nucleon}, \quad (5)$$

where the error includes both statistical and systematic contributions. The systematic uncertainties in the muon and electron channel have a common part of 14% compared to the full values of 21% and 25%, respectively, the dominant contributions being due to the uncertainties of  $\Delta y_{\text{eff}}$  and the  $J/\psi$  reference cross section Eq. (3). After taking this into account, the  $\chi^2$  of the combined result is  $\chi^2 = 0.6$ .

If, instead of normalizing to the  $J/\psi$  cross section, we use the yield and efficiency ratio between  $\Upsilon$  and Drell–Yan production together with the DY cross section at  $\sqrt{s} = 38.8$  GeV of  $\left. \frac{d^2\sigma}{dy dm}(\text{DY}) \right|_{y=0} = (1.35 \pm 0.27) \text{ pb}/(\text{nucleon GeV}/c^2)$  [10], scaled by the factor  $1.28 \pm 0.03$  to  $\sqrt{s} = 41.6$  GeV, we obtain for the  $\Upsilon$  production cross section:  $\text{Br}(\Upsilon \rightarrow l^+l^-) \cdot \left. \frac{d\sigma}{dy}(\Upsilon) \right|_{y=0} = 2.9 \pm 1.1 \text{ pb/nucleon}$  with a  $\chi^2$  of 0.3. However, the published data on the DY process are less abundant than those for the  $J/\psi$  cross section and are less precise due to limited statistics and difficulties in separating the  $\Upsilon$  signal from the DY continuum.

We therefore take the value obtained by normalization to the DY cross section as a confirmation of our main result Eq. (5), which is obtained by normalization to the  $J/\psi$  cross section. Scaling this result by a factor of 1.32 (obtained from the fit described below) to compare it to the published data at  $\sqrt{s} = 38.8$  GeV, we obtain:  $\text{Br}(\Upsilon \rightarrow l^+l^-) \cdot \left. \frac{d\sigma}{dy}(\Upsilon) \right|_{y=0}^{\sqrt{s}=38.8} = 3.4 \pm 0.8 \text{ pb/nucleon}$ . Our result lies half-way between the results of E605 [10,11] and E772 [12] and does not favor one of these results over the other. In Fig. 7 we compare the result Eq. (5) with the measurements of previous experiments. In most cases, the uncertainties are large with the exception of four measurements obtained at Fermilab at c.m.s. energy  $\sqrt{s} = 38.8$  GeV, which are also those closest in energy to

Table 2  
Summary of the input values and the resulting cross sections for both muon and electron channels

Parameter	$\mu^+\mu^-$ channel	$e^+e^-$ channel
$N(\Upsilon)$	$30.8 \pm 7.4$	$75 \pm 14$
$N(J/\psi)$	$152900 \pm 490$	$109710 \pm 930$
$\varepsilon(J/\psi)/\varepsilon(\Upsilon)$	$0.76 \pm 0.05$	$0.31 \pm 0.03$
$\sigma_{pN}(J/\psi)$ (nb/nucleon)		$502 \pm 44$
$\text{Br}(J/\psi \rightarrow l^+l^-)$		$(5.90 \pm 0.10)\%$
$\Delta y_{\text{eff}}$		$1.14 \pm 0.12_{\text{syst}}$
$R_{J/\psi}$ (units of $10^{-6}$ )	$7.9 \pm 1.9_{\text{stat}} \pm 1.5_{\text{syst}}$	$11.0 \pm 2.1_{\text{stat}} \pm 2.5_{\text{syst}}$
$\text{Br}(\Upsilon \rightarrow l^+l^-) \cdot \left. \frac{d\sigma}{dy}(\Upsilon) \right _{y=0}$ (pb/nucleon)	$4.0 \pm 1.0_{\text{stat}} \pm 0.8_{\text{syst}}$	$5.5 \pm 1.0_{\text{stat}} \pm 1.4_{\text{syst}}$
$\left. \frac{d^2\sigma(\text{DY})}{dm dy} \right _{y=0}$ (pb/(nucleon GeV/ $c^2$ ))	$2.0 \pm 0.5$	$3.7 \pm 1.0$
$R_{\text{DY}}$	$2.0 \pm 0.8$	$1.5 \pm 0.7$

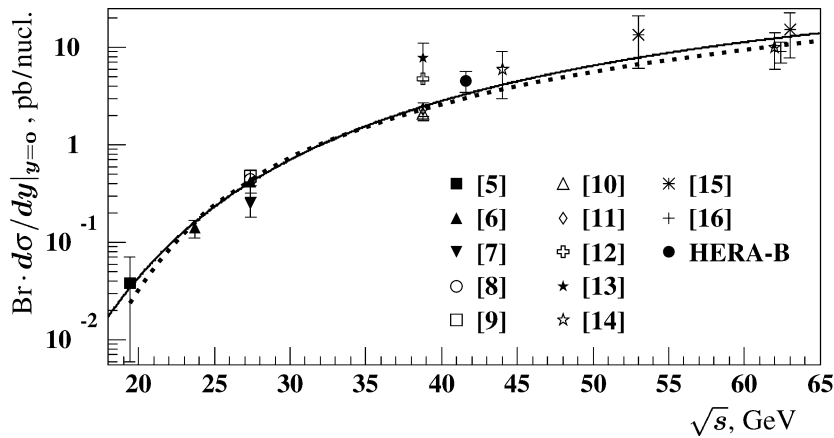


Fig. 7. This result (HERA-B) compared to the fit (solid curve) of the data of previous experiments [5–16] up to  $\sqrt{s} = 63$  GeV. A linear dependence of cross section on atomic number is assumed for all measurements. The NLO theoretical curves (see description in the text), shown as a dashed line, differ by less than the width of the line.

HERA-B ( $\sqrt{s} = 41.6$  GeV). However, these values are in poor agreement with each other, as summarized in Table 1.

The fit of all experiments in Fig. 7 (solid line) uses the Craigie parameterization [34]  $f(\sqrt{s}) = \sigma_0 \exp(-m_0/\sqrt{s})$ , yielding  $\sigma_0 = 182 \pm 21$  pb/nucleon,  $m_0 = 167 \pm 4$  GeV,  $\chi^2/\text{ndf} = 37/14$ . The dotted line in Fig. 7 shows fits to predictions of next-to-leading order (NLO) calculations from Ref. [35] in the framework of the color evaporation model (CEM) using the MRST HO parton distribution functions [36]. The thickness of the line corresponds to the variations of results in the three sets of input parameters of the model which describe the open beauty production data [35]:  $m_b = \mu = 4.75$  GeV/ $c^2$ ;  $m_b = 4.5$  GeV/ $c^2$ ,  $\mu = 2m_b$ ; and  $m_b = 5$  GeV/ $c^2$ ,  $\mu = m_b/2$ , where  $m_b$  is the  $b$ -quark mass and  $\mu$  is the renormalization scale (assumed to be equal to the factorization scale). The NLO predictions are normalized according to a fit of the experimental data using the mentioned values of the parameters  $m_b$  and  $\mu$  [35].

## 6. Conclusion

The  $\Upsilon$  production yield at mid-rapidity in  $pA$  collisions at a proton momentum  $p = 920$  GeV/ $c$  has been measured in both channels  $\Upsilon \rightarrow \mu^+\mu^-$  and  $\Upsilon \rightarrow e^+e^-$ . The  $J/\psi$  cross section (3) has been used for normalization, and the ratio of  $\Upsilon$  and  $J/\psi$  cross sections Eq. (2) is determined to be

$$R_{J/\psi} = (9.0 \pm 2.1) \times 10^{-6}.$$

The resulting  $\Upsilon$  production cross section (both lepton channels combined) is

$$\text{Br}(\Upsilon \rightarrow l^+l^-) \cdot \left. \frac{d\sigma}{dy}(\Upsilon) \right|_{y=0} = 4.5 \pm 1.1 \text{ pb/nucleon}.$$

Our result, scaled for  $\sqrt{s}$  dependence, lies half-way between those of E605 [10,11] and E772 [12]. Normalization with respect to the Drell–Yan process confirms this result. The result agrees within 1.4 standard deviations with current CEM NLO predictions [35] (see Fig. 7).

## Acknowledgements

We express our gratitude to the DESY laboratory and to the DESY accelerator group for their strong support since the conception of the HERA-B experiment. The HERA-B experiment would not have been possible without the enormous effort and commitment of our technical and administrative staff. It is a pleasure to thank all of them. We would like to thank R. Vogt for many stimulating discussions and suggestions.

## References

- [1] R. Vogt, Phys. Rep. 310 (1999) 197.
- [2] N. Brambilla, et al., CERN Yellow Report CERN-2005-005, hep-ph/0412158.
- [3] J.F. Gunion, R. Vogt, Nucl. Phys. B 492 (1997) 301.
- [4] F. Karsch, M.T. Mehr, H. Satz, Z. Phys. C 37 (1988) 617.
- [5] NA3 Collaboration, J. Badier, et al., Phys. Lett. B 86 (1979) 98.
- [6] J.K. Yoh, et al., Phys. Rev. Lett. 41 (1978) 684; J.K. Yoh, et al., Phys. Rev. Lett. 41 (1978) 1083, Erratum.
- [7] W.R. Innes, et al., Phys. Rev. Lett. 39 (1977) 1240; W.R. Innes, et al., Phys. Rev. Lett. 39 (1977) 1640, Erratum.
- [8] K. Ueno, et al., Phys. Rev. Lett. 42 (1979) 486.
- [9] S. Childress, et al., Phys. Rev. Lett. 55 (1985) 1962.
- [10] E605 Collaboration, G. Moreno, et al., Phys. Rev. D 43 (1991) 2815.
- [11] E605 Collaboration, T. Yoshida, et al., Phys. Rev. D 39 (1989) 3516.
- [12] E772 Collaboration, P.L. McGaughey, et al., Phys. Rev. D 50 (1994) 3038; E772 Collaboration, P.L. McGaughey, et al., Phys. Rev. D 60 (1999) 119903, Erratum.
- [13] E771 Collaboration, T. Alexopoulos, et al., Phys. Lett. B 374 (1996) 271.
- [14] R-108, CCOR Collaborations, L. Camilleri, in: T.B.W. Kirk, H.D.I. Abarbanel (Eds.), Proceedings of the 1979 International Symposium on Lepton and Photon Interactions at High Energies, Fermilab, 1979, p. 282.
- [15] C. Kourkoumelis, et al., Phys. Lett. B 91 (1980) 481.
- [16] CCOR Collaboration, A.L.S. Angelis, et al., Phys. Lett. B 87 (1979) 398.
- [17] UA1 Collaboration, C. Albajar, et al., Phys. Lett. B 186 (1987) 237.
- [18] CDF Collaboration, F. Abe, et al., Phys. Rev. Lett. 75 (1995) 4358.
- [19] E866/NuSea Collaboration, M.J. Leitch, et al., Phys. Rev. Lett. 84 (2000) 3256.
- [20] Particle Data Group, S. Eidelman, et al., Phys. Lett. B 592 (2004) 1.
- [21] F. Maltoni, et al., hep-ph/0601203, Phys. Lett. B, in press.
- [22] HERA-B Collaboration, I. Abt, et al., Preprint DESY 05-232, Hamburg 2005; hep-ex/0512029, Phys. Lett. B, in press.
- [23] E772 Collaboration, D.M. Alde, et al., Phys. Rev. Lett. 64 (1990) 2479.
- [24] HERA-B Collaboration, E. Hartouni, et al., HERA-B Design Report, DESY-PRC 95-01, 1995; HERA-B Collaboration, HERA-B Status Report, DESY-PRC 00-04, 2000.
- [25] HERA-B Collaboration, I. Abt, et al., Phys. Rev. D 73 (2006) 052005.
- [26] T. Sjöstrand, Comput. Phys. Commun. 82 (1994) 74.
- [27] H. Pi, Comput. Phys. Commun. 71 (1992) 173.
- [28] R. Brun, et al., GEANT3, CERN-DD-EE-84-1, 1987.
- [29] E789 Collaboration, M.H. Schub, et al., Phys. Rev. D 52 (1995) 1307; E789 Collaboration, M.H. Schub, et al., Phys. Rev. D 53 (1996) 570, Erratum.
- [30] E771 Collaboration, T. Alexopoulos, et al., Phys. Rev. D 55 (1997) 3927.
- [31] A. Spiridonov, Preprint DESY 04-105, Hamburg, 2004, hep-ex/0510076.
- [32] E866/NuSea Collaboration, J.C. Webb, et al., hep-ex/0302019; J.C. Webb, hep-ex/0301031; E866/NuSea Collaboration, C.A. Gagliardi, et al., AIP Conf. Proc. 698 (2004) 100.
- [33] R. Vogt, private communication, February 2005.
- [34] N.S. Craigie, Phys. Rep. 47 (1978) 1.
- [35] M. Bedjidian, et al., hep-ph/0311048.
- [36] A.D. Martin, et al., Eur. Phys. J. C 28 (2003) 455.