

## VU Research Portal

### **Sponsorship bias in the comparative efficacy of psychotherapy and pharmacotherapy for adult depression: A meta-analysis**

Cristea, I.A.; Gentili, C.; Pietrini, P.; Cuijpers, Pim

***published in***

British Journal of Psychiatry  
2017

***DOI (link to publisher)***

[10.1192/bjp.bp.115.179275](https://doi.org/10.1192/bjp.bp.115.179275)

***document version***

Publisher's PDF, also known as Version of record

***document license***

Article 25fa Dutch Copyright Act

[Link to publication in VU Research Portal](#)

***citation for published version (APA)***

Cristea, I. A., Gentili, C., Pietrini, P., & Cuijpers, P. (2017). Sponsorship bias in the comparative efficacy of psychotherapy and pharmacotherapy for adult depression: A meta-analysis. *British Journal of Psychiatry*, 210(1), 16-23. <https://doi.org/10.1192/bjp.bp.115.179275>

**General rights**

Copyright and moral rights for the publications made accessible in the public portal are retained by the authors and/or other copyright owners and it is a condition of accessing publications that users recognise and abide by the legal requirements associated with these rights.

- Users may download and print one copy of any publication from the public portal for the purpose of private study or research.
- You may not further distribute the material or use it for any profit-making activity or commercial gain
- You may freely distribute the URL identifying the publication in the public portal

**Take down policy**

If you believe that this document breaches copyright please contact us providing details, and we will remove access to the work immediately and investigate your claim.

**E-mail address:**

[vuresearchportal.ub@vu.nl](mailto:vuresearchportal.ub@vu.nl)

## Review article

## Sponsorship bias in the comparative efficacy of psychotherapy and pharmacotherapy for adult depression: meta-analysis

Ioana A. Cristea, Claudio Gentili, Pietro Pietrini and Pim Cuijpers

**Background**

Sponsorship bias has never been investigated for non-pharmacological treatments like psychotherapy.

**Aims**

We examined industry funding and author financial conflict of interest (COI) in randomised controlled trials directly comparing psychotherapy and pharmacotherapy in depression.

**Method**

We conducted a meta-analysis with subgroup comparisons for industry v. non-industry-funded trials, and respectively for trial reports with author financial COI v. those without.

**Results**

In total, 45 studies were included. In most analyses, pharmacotherapy consistently showed significant effectiveness over psychotherapy,  $g = -0.11$  (95% CI  $-0.21$

to  $-0.02$ ) in industry-funded trials. Differences between industry and non-industry-funded trials were significant, a result only partly confirmed in sensitivity analyses. We identified five instances where authors of the original article had not reported financial COI.

**Conclusions**

Industry-funded trials for depression appear to subtly favour pharmacotherapy over psychotherapy. Disclosure of all financial ties with the pharmaceutical industry should be encouraged.

**Declaration of interest**

P.P. received speaker fees from Jansen-Cilag.

**Copyright and usage**

© The Royal College of Psychiatrists 2017.

Sponsorship or industry bias refers to the notion that industry financing of drug studies is strongly associated with findings that favour the industry or the sponsor's product.<sup>1–3</sup> Conflict of interest (COI), and specifically the financial type, is defined as 'a set of conditions in which professional judgment concerning a primary interest (such as a patient's welfare or the validity of research) tends to be unduly influenced by a secondary interest (such as financial gain).'<sup>4</sup> For the treatment of depression, industry bias has been clearly documented in comparisons between antidepressants and placebo,<sup>5,6</sup> where it seems to pivot around selective publication. However, the issues of detecting and quantifying the effects of sponsorship bias are more complicated in head-to-head trials, looking at the comparative effectiveness or safety of two interventions. These trials are usually conducted after a drug has been approved and consequently do not have to be registered with a regulatory body. Hence, identifying unpublished trials becomes infinitely more difficult, as it hinges entirely on the willingness of investigators to share their data. This significant problem also implies that other methods have to be used for quantifying sponsorship bias than just scavenging for unpublished trials. Moreover, most head-to-head trials do not attempt to prove superiority of interventions, but non-inferiority or equivalence and so even when they do find significant differences, these are usually small in magnitude. Consequently, we can expect the effects of sponsorship bias to be smaller and subtler. For treatment for depression, some systematic reviews have looked at the effects of sponsorship bias in head-to-head comparisons between pharmacological treatments,<sup>7,8</sup> but not for the contrast between pharmacotherapy and psychotherapy. Recent meta-analyses indicate these treatment options have comparable efficiency for depressive symptoms.<sup>9,10</sup> Furthermore, a meta-analysis<sup>11</sup> of direct comparisons between psychotherapy and placebo pill found that the comparative effect size for psychotherapy was in the range of what had been reported for antidepressants.<sup>6</sup>

Current treatment guidelines, such as those from the National Institute for Health and Care Excellence (NICE),<sup>12</sup> recommend both for depression. Nevertheless, if the effects of sponsorship bias and financial COI are indeed that pervasive, we can conjecture that they may also affect the contrast between a pharmacological and a psychological intervention. To the best of our knowledge, this question has not yet been considered for any mental disorder. Thus, we decided to examine the effects of sponsorship bias and financial COI in randomised controlled trials (RCTs) directly comparing psychotherapy and medication in depression. Specifically, we predicted that each of these factors would be associated with finding more positive effects for pharmacological than psychological interventions.

**Method****Identification and selection of studies**

We used a database of papers on the psychological treatment of depression described in detail elsewhere<sup>13</sup> and that has been used in a series of earlier published meta-analyses ([www.evidencebasedpsychotherapies.org](http://www.evidencebasedpsychotherapies.org)). This database has been continuously updated through comprehensive literature searches (covering studies published between 1966 and January 2015). In these searches, we examined abstracts from PubMed, PsycINFO, Embase and the Cochrane Register of Trials. These abstracts were identified by combining terms indicative of psychological treatment and depression (both MeSH terms and text words, see online Supplement DS1). For this database, we also checked the primary studies from earlier meta-analyses of psychological treatments for depression to ensure that no published studies were missed.

We included randomised trials in which the effects of a psychological treatment were directly compared with the effects

of antidepressant medication in adults with a depressive disorder. Augmentation studies in which medication or psychotherapy were combined and compared with one of them were excluded, as it was impossible to disentangle the effects of psychotherapy and pharmacotherapy in these trials. Studies of in-patients were also excluded. We further excluded maintenance or continuation studies, aimed at people who had already recovered or partly recovered after an earlier treatment, again due to the lack of a direct comparison between psychotherapy and medication. Comorbid mental or somatic disorders were not used as exclusion criteria, and neither was language.

### Risk of bias assessment and data extraction

Trial risk of bias was assessed using four criteria of the Cochrane Collaboration<sup>14</sup> assessment tool: adequate generation of allocation sequence; concealment of allocation to conditions; the prevention of knowledge of the allocated intervention (masking of assessors); and dealing with incomplete outcome data (assessed as positive when intent-to-treat analyses, including all randomised patients, were conducted). We also computed a 'risk of bias' score for each study, by giving one point to each criterion for which a study could be rated as low risk of bias.

We extracted information about study financing from the article. Study financing was first coded into specific categories: government only; government and pharmaceutical industry; government and other sources; pharmaceutical industry only; pharmaceutical industry and other sources; other sources only; not reported. Industry support was defined as funding for the trial or provision of free medication, as in previous reviews.<sup>2</sup> Other sources referred to non-governmental organisations or private foundations, which did not benefit from any industry support. This information was then recoded dichotomously into studies with and without pharmaceutical industry funding.

Financial COI was defined as the receipt of financial support or benefits of any type from the industry (employees, direct compensation, revenues from the industry, speaker fees, consultancy, serving on boards, etc). To extract this information, we first perused what was reported in the article and extracted information about the authors declaring receipt of benefits. For each study, the number of authors with financial COI was calculated. If no COI disclosure was reported in the article, we proceeded to checking other papers by the same author from the ones included in the meta-analysis. If there were none, or we still did not find any information about financial COI in these either, we searched PubMed for other publications by that author published 3 years before or no more than 2 years after the included paper. This period was chosen given that frequently there is a long interval between the submission and acceptance of a paper. From these papers, we favoured those published in journals requiring authors to declare COI (such as *JAMA*, *BMJ*), and in them checked whether any of the authors of interest had reported financial COI.

We also coded additional aspects of the included studies, such as baseline severity (computed as a weighted mean on the Hamilton Rating Scale for Depression (HRSD) of the psychotherapy and pharmacotherapy arms), publication year, target group, type of depressive disorder, type of psychotherapy, class of medication.

### Meta-analyses

We calculated and pooled the individual effect sizes with the program Comprehensive Meta-analysis (CMA; version 2.2.064), using a random-effects meta-analysis. For each comparison between psychotherapy and pharmacotherapy, we calculated the effect size indicating the difference between the two groups at post-test (Hedges' *g*). These were calculated by subtracting the

mean of the pharmacotherapy group from the mean of the psychotherapy group, dividing the result by the pooled standard deviation, and correcting for small sample bias.<sup>15</sup> If a study included more than one comparison between a type of psychotherapy and a drug, these were averaged at the study level. Sensitivity analyses were also conducted using only the comparisons with effect size most favourable to psychotherapy and pharmacotherapy, respectively. We only used instruments that explicitly measured depressive symptoms, such as HRSD or the Beck Depression Inventory (BDI). If means and standard deviations were not reported and could not be obtained from the authors, we used the procedures recommended by Borenstein *et al*<sup>16</sup> to transform dichotomous data into the standardised mean difference or used other statistics, such as *t*-values or exact *P*-values to calculate the standardised mean difference. We calculated the  $I^2$ -statistic as an indicator of heterogeneity in percentages. A value of 0% indicates no observed heterogeneity, whereas larger values indicate increasing heterogeneity, with 25% as low, 50% as moderate and 75% as high heterogeneity.<sup>17</sup> We calculated 95% confidence intervals around  $I^2$ ,<sup>18</sup> using the non-central  $\chi^2$ -based approach with the heterogi module for Stata.<sup>19</sup> We tested for publication bias by inspecting the funnel plot on primary outcome measures and by Duval & Tweedie's trim and fill procedure,<sup>20</sup> which yields an estimate of the effect size after the publication bias has been taken into account. We also conducted Egger's test of the intercept to quantify the bias captured by the funnel plot and to test whether it was significant. Outliers were defined as effect sizes for which the 95% confidence interval was outside the 95% confidence interval of the pooled studies.

We used a mixed-effects model to test whether the effect sizes of the studies with industry funding differed from those of the studies without it, and whether studies authored by individuals with financial COI differed from those where this was not reported. In this model, studies within subgroups are pooled using the random-effects model, but tests for significant differences between subgroups are conducted using a fixed-effects model.<sup>21</sup>

We conducted a series of sensitivity analyses to examine the robustness of our findings. In them, we looked at the following subgroups of studies: studies with low risk of bias on three or four criteria; published from 2000 onwards (information about financial COI is more rare and harder to find for older studies); with a selective serotonin reuptake inhibitor (SSRI) as pharmacotherapy; with cognitive-behavioural therapy (CBT) as psychotherapy; conducted on patients with a diagnosis of major depressive disorder (MDD, excluding patients with dysthymia or other diagnosis); on adults only (excluding specific target groups).

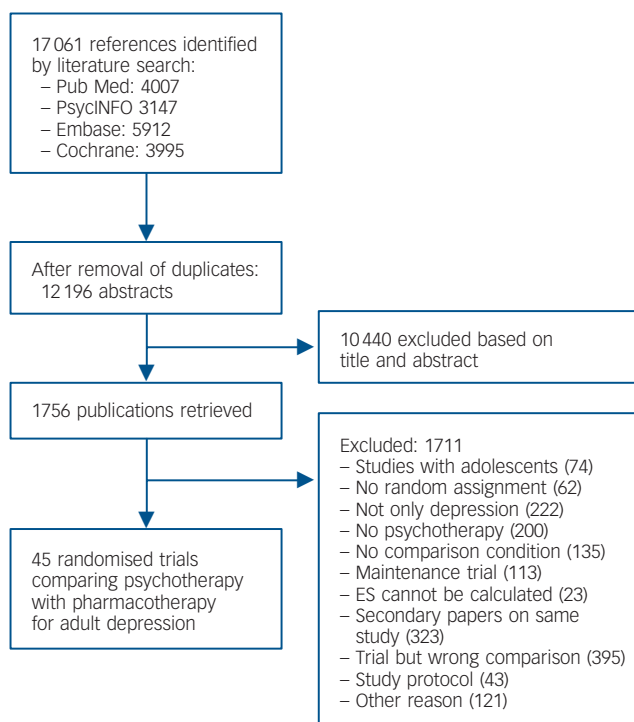
## Results

### Selection and inclusion of studies

After examining a total of 17 061 abstracts (12 196 after removal of duplicates), we retrieved 1756 full-text papers for further consideration. Figure 1 presents a flow chart describing the inclusion process. We excluded 1711 of the retrieved papers (reasons given in the flow chart). A total of 45 studies,<sup>22-66</sup> 9 of which included two comparisons between a form of psychotherapy and medication, met the inclusion criteria.

### Characteristics of the included studies

Selected characteristics of the 45 included studies are presented in online Table DS1. Most studies were targeted at adults in general ( $n=37$ ), with a diagnosis of MDD ( $n=37$ ), and used CBT ( $n=24$  comparisons) or interpersonal therapy ( $n=12$  comparisons) as psychotherapy, and SSRIs ( $n=20$ ) or tricyclics ( $n=12$ ) as



**Fig. 1** Flow chart of selection and inclusion process, following the PRISMA statement.

medication. Six studies had low risk of bias on all four criteria considered, 9 studies on three criteria, 25 studies had low risk of bias on one or two criteria, and 5 studies on none.

Regarding study funding, 11 studies reported funding exclusively from the government, 13 from both the government and pharmaceutical industry, 6 from both government and other sources (such as philanthropic foundations, universities, non-governmental organisations), 4 exclusively from the industry, 3 were financed by the industry and other sources and 4 by other sources exclusively. Four studies did not report any funding. Recoding study financing dichotomously resulted into 20 studies (44%) with pharmaceutical industry support (for 11 of these support involved just providing free medication) and 21 (47%) without (the 4 studies with no funding reported were not considered).

For financial COI, ten studies included authors who reported a financial COI. We additionally uncovered five other studies. The percentage of authors with financial COI of the total number of authors in each study ranged from 8 to 92%. For the remaining 30 studies no financial COI was reported and we did not find any further information.

### Overall effect size

The overall effect size for the comparison between psychotherapy and pharmacotherapy was non-significant,  $g = -0.01$  (95% CI  $-0.12$  to  $0.09$ ),  $I^2 = 61\%$  (95% CI 42 to 71), in line with previous meta-analyses.<sup>9,67</sup> Duval & Tweedie's trim and fill procedure imputed four missing studies, leading to a non-significant  $g = -0.09$ , 95% CI  $-0.20$  to  $0.02$ . However, Egger's test did not indicate any significant asymmetry of the funnel plot ( $P = 0.19$ ).

### Industry funding

For the 20 studies with industry funding, pharmacotherapy was significantly more effective than psychotherapy,  $g = -0.11$  (95%

CI  $-0.21$  to  $-0.02$ ), with low heterogeneity ( $I^2 = 19\%$ ) (Table 1, Fig. 2). For the 21 trials with no industry support, there were no differences between pharmacotherapy and psychotherapy,  $g = 0.10$  (95% CI  $-0.09$  to  $0.29$ ), and heterogeneity was moderate ( $I^2 = 73\%$ ). The difference between studies with and without industry funding was significant ( $P = 0.05$ ). In the 11 trials where industry support was solely free medication, the difference between psychotherapy and pharmacotherapy was not significant,  $g = -0.07$  (95% CI  $-0.20$  to  $0.05$ ). With their exclusion, the pattern of results remained the same and differences between industry and non-industry-funded studies were significant ( $P = 0.028$ ). In analysis with outliers excluded, or including only one comparison per study, pharmacotherapy was more effective than psychotherapy in industry-funded trials, but the difference between these and non-industry-funded ones was significant only when the analyses included the comparison most favourable to psychotherapy.

There was no indication of publication bias (online Fig. DS1) for the studies with industry funding, neither with Duval & Tweedie's trim and fill procedure, nor with Egger's test. For the studies without industry funding, Duval & Tweedie's trim and fill procedure imputed four studies, leading to a non-significant  $g = -0.06$  (95% CI  $-0.27$  to  $0.15$ ), but Egger's test did not indicate any significant asymmetry of the funnel plot.

### Sensitivity analyses

These analyses partially replicated the pattern found in the main analyses (Table 1). For the studies with industry support, there was a small but significant difference between psychotherapy and pharmacotherapy favouring the latter for studies with low risk of bias on three or four of the criteria considered, studies published from 2000 onwards, using SSRIs as medication, or aimed at adults (effect sizes ranged from  $-0.16$  to  $-0.07$ ). There were no differences for studies employing CBT or for participants with MDD. For the trials with no industry support, there were no differences between psychotherapy and pharmacotherapy in any of the analyses. Differences between industry and non-industry-funded studies were statistically significant for studies aimed at adults in general ( $P = 0.033$ ) and for trials using SSRIs ( $P = 0.036$ ).

### Author financial COI

For the 15 trials where we identified at least one author as having received financial benefits from the pharmaceutical industry, the difference between pharmacotherapy and psychotherapy, favouring pharmacotherapy, closely approached statistical significance,  $g = -0.13$  (95% CI  $-0.27$  to  $0.003$ ,  $P = 0.054$ ), with moderate heterogeneity ( $I^2 = 51\%$ ) (Table 2, Fig. 3). In the 30 trials where no financial COI was reported and we were unable to find any information about it, there were no significant differences between the two treatments,  $g = 0.05$  (95% CI  $-0.08$  to  $0.19$ ), and heterogeneity was moderate ( $I^2 = 60\%$ ). The difference between trials where author financial COIs were documented and those where they were not was close to statistical significance ( $P = 0.057$ ).

Exclusion of outliers rendered differences within the trials with authors financial COI, and between these and trials where there was no reported COI not significant. Analyses including only the comparison favouring psychotherapy in studies with two comparisons showed significant differences between trials with author COI and those with no information on this ( $P = 0.037$ ). When analyses were restricted to self-report measures, there was a more sizable significant advantage of pharmacotherapy over psychotherapy,  $g = -0.26$  (95% CI  $-0.42$  to  $-0.11$ ) within

**Table 1** Effects of studies comparing psychotherapy and pharmacotherapy for adult depression: industry funding

	With industry funding for the study			Without industry funding for the study			$P^b$
	$N_{comp}$	$g^a$ (95% CI)	$I^2$ (95% CI)	$N_{comp}$	$g^a$ (95% CI)	$I^2$ (95% CI)	
All studies	20	<b>-0.11</b> (-0.21 to -0.02)	19 (0 to 52)	21	0.10 (-0.09 to 0.29)	73 (55 to 81)	<b>0.05</b>
Outliers removed <sup>c</sup>	20	<b>-0.11</b> (-0.21 to -0.02)	19 (0 to 52)	17	-0.003 (-0.13 to 0.13)	31 (0 to 61)	0.186
One effect size/study <sup>d</sup> (most favourable to psychotherapy)	20	<b>-0.11</b> (-0.20 to -0.01)	18 (0 to 52)	21	0.14 (-0.06 to 0.33)	74 (58 to 82)	<b>0.026</b>
One effect size/study <sup>d</sup> (most favourable to pharmacotherapy)	20	<b>-0.12</b> (-0.21 to -0.02)	21 (0 to 54)	21	0.06 (-0.13 to 0.25)	73 (56 to 81)	0.099
Studies with free medication excluded	9	<b>-0.17</b> (-0.33 to -0.02)	33 (0 to 68)	21	0.10 (-0.09 to 0.29)	73 (55 to 81)	<b>0.028</b>
Only clinician-based measures	18	-0.09 (-0.21 to 0.03)	37 (0 to 63)	16	0.12 (-0.07 to 0.31)	62 (24 to 76)	0.063
Only self-report measures	12	-0.10 (-0.27 to 0.06)	37 (0 to 67)	17	0.09 (-0.15 to 0.32)	77 (62 to 85)	0.202
Sensitivity analyses							
Only high-quality studies	10	<b>-0.14</b> (-0.26 to -0.02)	14 (0 to 59)	5	0.12 (-0.36 to 0.59)	89 (77 to 94)	0.308
Studies published from 2000 onwards	17	<b>-0.13</b> (-0.23 to -0.03)	17 (0 to 54)	14	0.04 (-0.21 to 0.29)	80 (65 to 86)	0.208
Only selective serotonin reuptake inhibitors	8	<b>-0.16</b> (-0.27 to -0.04)	0 (0 to 56)	11	0.16 (-0.11 to 0.43)	75 (49 to 85)	<b>0.036</b>
Only cognitive-behavioural therapy	8	-0.07 (-0.27 to 0.14)	35 (0 to 70)	14	0.12 (-0.10 to 0.34)	66 (31 to 79)	0.219
Only major depressive disorder	14	-0.10 (-0.22 to 0.02)	12 (0 to 53)	20	0.11 (-0.09 to 0.31)	74 (57 to 82)	0.085
Studies aimed at adults in general	16	<b>-0.12</b> (-0.23 to -0.02)	19 (0 to 55)	18	0.10 (-0.08 to 0.28)	64 (32 to 77)	<b>0.033</b>

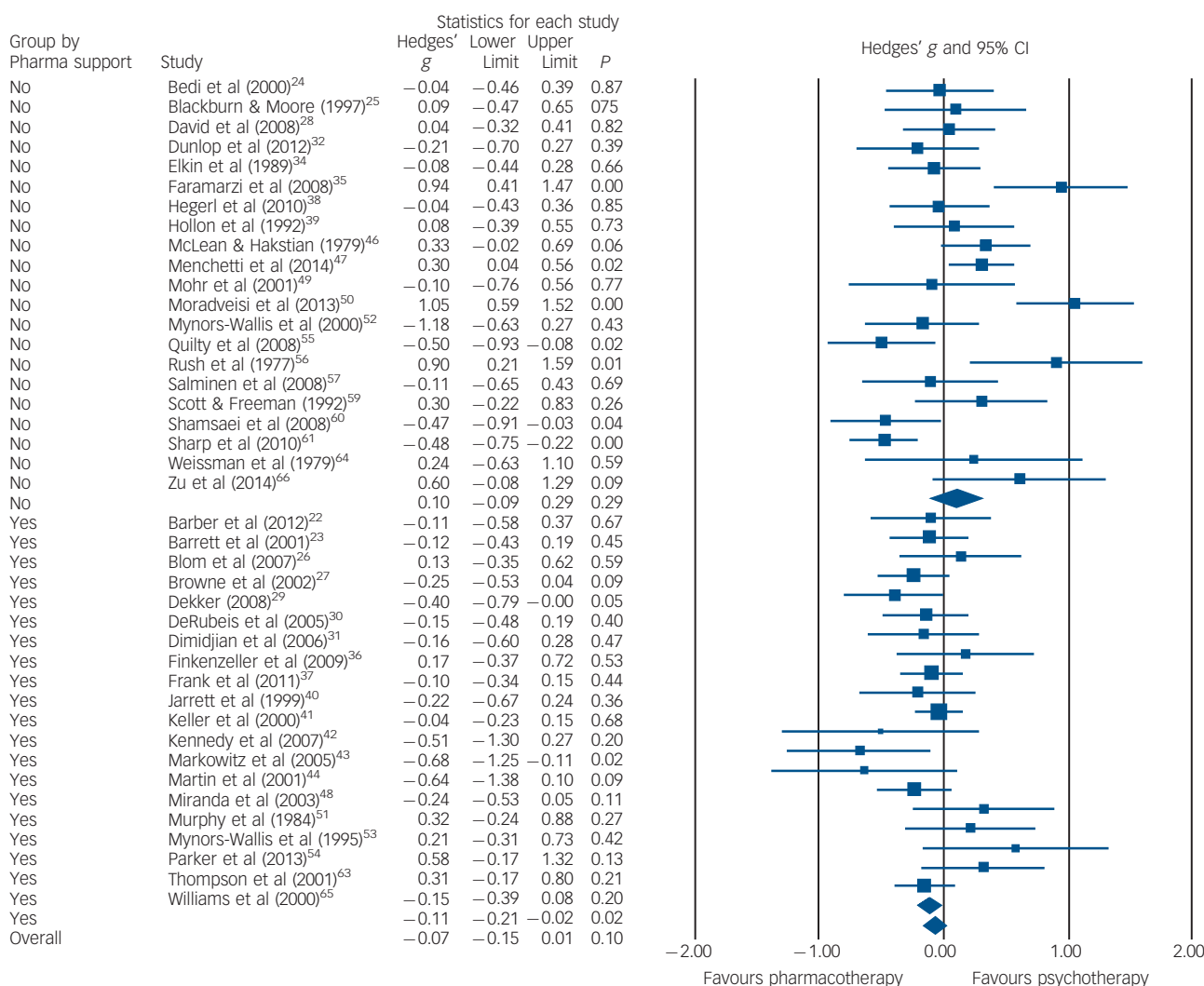
$N_{comp}$ , number of comparisons.

a. According to the random-effects model. A positive effect indicates superiority of psychotherapy. Significant values are in bold.

b. The  $P$ -values in this column indicate whether the difference between the effect sizes in the group of studies with industry funding differs from those without industry funding. Significant values are in bold.

c. Outliers were defined as studies in which the 95% confidence interval was outside the 95% confidence interval of the pooled studies. Above the 95% confidence interval (favouring psychotherapy) was Faramarzi *et al.*<sup>35</sup> Moradveisi *et al.*<sup>50</sup> Rush *et al.*<sup>56</sup> Below the 95% CI (favouring pharmacotherapy): Sharp *et al.*<sup>61</sup>

d. Studies with more than one comparison: David *et al.*<sup>28</sup> Dimidjian *et al.*<sup>31</sup> Elkin *et al.*<sup>34</sup> Markowitz *et al.*<sup>43</sup> McLean *et al.*<sup>46</sup> Mohr *et al.*<sup>48</sup> Mynors-Wallis *et al.*<sup>52</sup> Quilty *et al.*<sup>55</sup> and Scott & Freeman.<sup>59</sup>

**Fig. 2** Standardised effect sizes of comparisons between psychotherapy and pharmacotherapy for adult depression, with and without industry funding.



**Table 2** Effects of studies comparing psychotherapy and pharmacotherapy for adult depression: financial conflict of interest (COI)

	Studies with authors with financial COI			Studies with no information on financial COI			<i>P</i> <sup>b</sup>	
	<i>N</i> <sub>comp</sub>	<i>g</i> <sup>a</sup> (95% CI)	<i>I</i> <sup>2</sup> (95% CI)	<i>N</i> <sub>comp</sub>	<i>g</i> <sup>a</sup> (95% CI)	<i>I</i> <sup>2</sup> (95% CI)		
All studies	15	-0.13 (-0.27 to 0.003)	0.054	51 (0 to 71)	30	0.06 (-0.08 to 0.19)	60 (36 to 72)	0.057
Outliers removed <sup>c</sup>	14	-0.09 (-0.21 to 0.04)		35 (0 to 65)	27	-0.06 (-0.16 to 0.03)	17 (0 to 48)	0.773
One effect size/study <sup>d</sup> (most favourable to psychotherapy)	15	-0.13 (-0.26 to 0.009)		50 (0 to 71)	30	0.08 (-0.06 to 0.22)	62 (40 to 74)	<b>0.037</b>
One effect size/study <sup>d</sup> (most favourable to pharmacotherapy)	15	<b>-0.14</b> (-0.28 to -0.003)		52 (0 to 72)	30	0.03 (-0.11 to 0.16)	60 (36 to 72)	0.087
First author financial COI	9	-0.17 (-0.33 to 0.005)	0.056	43 (0 to 72)	36	0.02 (-0.10 to 0.13)	59 (37 to 71)	0.080
Last author financial COI	5	-0.01 (-0.24 to 0.22)		49 (0 to 80)	40	-0.02 (-0.13 to 0.09)	59 (38 to 70)	0.949
Only clinician-based measures	12	-0.06 (-0.23 to 0.10)		48 (0 to 72)	25	0.03 (-0.11 to 0.17)	57 (26 to 71)	0.391
Only self-report measures	9	<b>-0.26</b> (-0.42 to -0.11)		23 (0 to 64)	23	0.12 (-0.06 to 0.29)	65 (42 to 77)	<b>0.002</b>
Sensitivity analyses								
Only low risk of bias studies	9	-0.10 (-0.30 to 0.10)		68 (19 to 82)	6	0.04 (-0.33 to 0.41)	81 (51 to 90)	0.515
Studies published from 2000 onward	15	-0.13 (-0.27 to 0.003)		51 (0 to 71)	16	0.03 (-0.18 to 0.24)	74 (53 to 83)	0.199
Only selective serotonin reuptake inhibitors	10	-0.09 (-0.24 to 0.06)		41 (0 to 71)	11	0.11 (-0.18 to 0.41)	77 (55 to 86)	0.233
Only cognitive-behavioural therapy	5	-0.11 (-0.38 to 0.15)		20 (0 to 71)	19	0.07 (-0.11 to 0.25)	62 (30 to 76)	0.254
Only major depressive disorder	9	-0.17 (-0.39 to 0.05)		61 (0 to 79)	28	0.08 (-0.06 to 0.22)	61 (36 to 73)	0.061
Studies aimed at adults in general	13	-0.08 (-0.22 to 0.06)		38 (0 to 67)	24	0.02 (-0.12 to 0.17)	58 (28 to 73)	0.322

*N*<sub>comp</sub>, number of comparisons.  
a. According to the random-effects model. A positive effect indicates superiority of psychotherapy. Significant values are in bold.  
b. The *P*-values in this column indicate whether the difference between the effect sizes in the group of studies with author financial COI differ from those where we did not have information about author COI. Significant values are in bold.  
c. Outliers were defined as studies in which the 95% confidence interval was outside the 95% confidence interval of the pooled studies. Above the 95% confidence interval (favouring psychotherapy) was Faramarzi *et al.*<sup>35</sup> Moradveisi *et al.*<sup>50</sup> Rush *et al.*<sup>56</sup> Below the 95% CI (favouring pharmacotherapy): Sharp *et al.*<sup>61</sup>  
d. Studies with more than one comparison: David *et al.*<sup>28</sup> Dimidjian *et al.*<sup>31</sup> Elkin *et al.*<sup>34</sup> Markowitz *et al.*<sup>43</sup> McLean *et al.*<sup>46</sup> Mohr *et al.*<sup>48</sup> Mynor-Wallis *et al.*<sup>52</sup> Quilty *et al.*<sup>65</sup> and Scott & Freeman.<sup>59</sup>

the studies with financial COI, and differences between the two subgroups were significant ( $P=0.002$ ). We also examined COI separately when financial support was given to the first or last author. In studies where the first author had financial COI, the difference between psychotherapy and pharmacotherapy, favouring the latter, was near statistical significance ( $P=0.056$ ). There were no significant differences for last author financial COI.

There was no indication of publication bias (online Fig. DS2) for the studies whose authors had financial COI, neither with Duval & Tweedie's trim and fill procedure, nor with Egger's test. For the studies with no information about financial COI, the Duval & Tweedie trim and fill procedure imputed 9 studies, leading to a non-significant  $g = -0.13$  (95% CI  $-0.28$  to  $0.02$ ) and Egger's test indicated an asymmetrical funnel plot ( $P=0.018$ ).

#### Sensitivity analyses

We did not replicate the pattern found in the main analyses, except for the trials published after 2000, where studies with author financial COI showed a difference favouring pharmacotherapy over psychotherapy that was close to statistical significance ( $P=0.054$ ). Differences between the trials with author COI and without were borderline significant for studies on patients with MDD ( $P=0.061$ ).

## Discussion

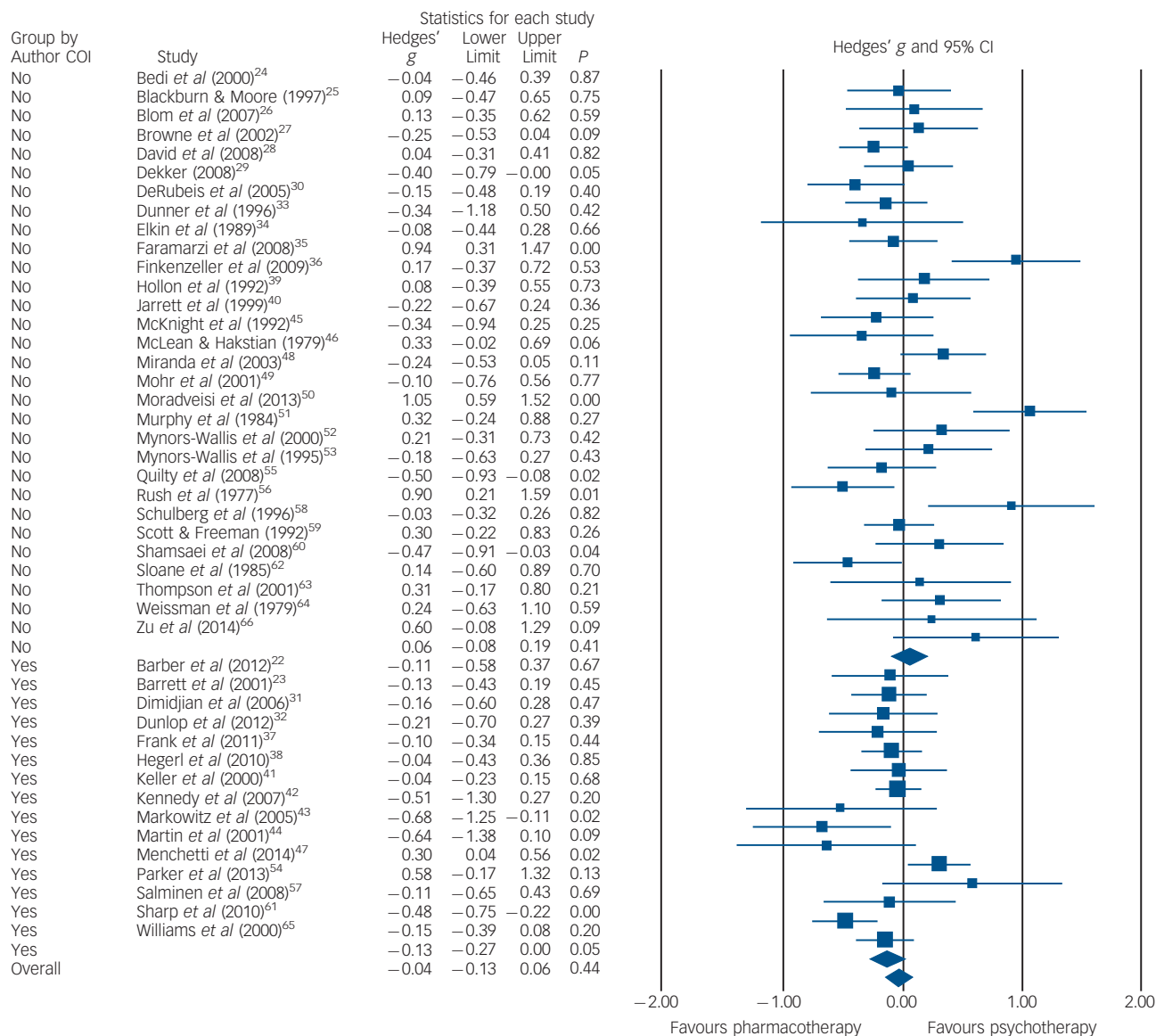
### Summary of main findings

In this meta-analysis, we included published reports of RCTs directly comparing a psychological and a pharmacological treatment for the acute treatment of depression and examined the potential effects of sponsorship bias and author financial COI on these comparisons. We focused on two types of analyses: whether one treatment option was more effective than the other within the subgroup of studies with industry support or where authors had

financial COI, and whether the estimations of the comparative effectiveness of these treatments differed between studies with industry support *v.* studies without, and studies where authors had financial COI *v.* studies for which we did not have information on this. Our results showed that in studies with industry support pharmacological treatments were more effective than psychological ones, whereas differences between the two were non-significant for studies with no industry support. Moreover, there was a significant difference between industry-funded *v.* non-industry-funded studies. Additional analyses excluding outliers, excluding studies where the financial support was solely as free medication, and most sensitivity analyses looking at specific subgroups of studies confirmed the pattern of industry-funded studies finding pharmacotherapy more effective than psychotherapy. We also noted that heterogeneity estimates in almost all analyses on the industry-funded studies were small, which increases confidence in the robustness of the effect size estimation. However, differences between the estimates of industry sponsored and non-industry sponsored trials were only significant in some of the analyses and consequently the clinical relevance of the difference we found in the industry-sponsored subgroup could be limited and most likely does not reach the standard for a clinically relevant effect.<sup>68</sup>

This was to be expected since both pharmacotherapy and psychotherapy were consistently shown to be effective in the treatment of depression<sup>9,69,70</sup> so it would have been disconcerting to find something other than subtle, small magnitude differences. Still, our results corroborate previous reports<sup>71</sup> about the deleterious effects of sponsorship bias on treatment outcome research, as they show a potential additional trend of industry-funded research to favour pharmacotherapy over psychological treatments. It is worth noting that this pattern was present even if most studies benefited from only partial industry sponsorship.

Conversely, author financial COI, involving authors' personal, economic ties with the industry, may not be connected to the financing of the trial at all, hence its relationship to outcomes



**Fig. 3** Standardised effect sizes of comparisons between psychotherapy and pharmacotherapy for adult depression, with and without author financial conflict of interest (COI).

could be more complex. The most noteworthy result is that we identified five instances where one or more of the authors of the original article had a financial COI and had not reported it. We were able to verify this information by looking at other published trials involving the same authors in the same period. Studies in which one or more of the authors had financial ties with the industry resulted in a small and close to statistical significance advantage of pharmacotherapy over psychotherapy. Differences between this subgroup of trials and those for which we did not have information about author financial COI also closely approached statistical significance. This pattern was preserved in some of the additional sensitivity analyses (most notably when the financial COI was connected to the first author and when we restricted outcomes to self-report measures), but not in others. Clearly, the difference is small and unstable, so it is unlikely to be clinically relevant. We underscore that we considered any type of industry compensation, regardless of the particular pharmaceutical company and of the type of compensation (e.g. employment with the company, author grants, speaker fees).

## Implications

Several possible mechanisms have been proposed<sup>2,8,71</sup> and it is likely that a constellation of factors could explain these effects, both for industry support and for author financial COI.

Our results certainly do not establish a clear implication, of solid clinical significance, that the presence of industry support or that of authors with financial COI are responsible for more favourable outcomes for an industry option (pharmacotherapy) over a non-industry one (psychotherapy). Nonetheless, they do raise doubt that there might be such bias at play, thus adding to an ever-growing literature painfully pointing to the pervasiveness of industry influences on treatment outcome research. Also, and even more alarmingly, for financial COI, our results point to the fact that the necessary information for evaluating such a bias could be missing from a non-negligible portion of published trials. A possible remedy could involve journal editorial boards taking transparency one step further to full disclosure and asking authors of trials involving medication as one of the treatments to declare any and indeed all financial ties with the pharmaceutical industry,

regardless of whether they deem these relevant or not to the trial or paper in question. The policy seems to be already effectively enforced by some flagship journals such as the *American Journal of Psychiatry* and *JAMA*. This measure would allow a reliable assessment of potentially biasing effects of author financial support from the industry.

## Limitations

There are a number of limitations to this meta-analysis. As expected, most analyses were affected by a moderate or high degree of heterogeneity, particularly for studies without industry funding or for those without information about author financial COI. Moreover, while few, the outliers identified provided estimations very far from the pooled effect size. Higher heterogeneity and the presence of most outliers in the no industry support/no information about financial COI trials could have acted as a confounding factor for between-subgroup comparisons, particularly since the differences we found were small. We only looked at published trials and did not attempt to identify 'abandoned' trials from trial registries or from investigators. We also did not distrust what investigators declared as study funding. A significant portion of the included studies had high or uncertain risk of bias but, interestingly, trials with low risk of bias were still more likely to find pharmacotherapy to be more effective than psychotherapy.

We cannot exclude that there might be additional instances of undisclosed financial COI that we did not uncover that could have had an impact on the pattern of results, since an exhaustive search of all papers published by all authors was impossible to ensure and, particularly for older papers, our search options were more limited. Finally, we only looked at financial COI related to the pharmaceutical industry, but similar concerns have been recently raised about psychotherapy. We did not examine financial COI related to psychotherapy, such as royalties from treatment manuals, benefits from psychotherapy training, courses or workshops. Whereas assessing financial COI from the pharmaceutical industry is rather straightforward and several previous reviews have examined it, there are no proposed or established tools or guidelines for assessing direct financial payback from psychotherapy. As such, not only is there no consensus as to what should be tallied as financial COI related to psychotherapy, but this information is missing in most published articles,<sup>72</sup> rendering its possible estimates uncertain.

**Ioana A. Cristea**, Department of Clinical Psychology and Psychotherapy, Babes Bolyai University, Cluj-Napoca, Romania, and Department of General Psychology, University of Padova, Padova, Italy; **Claudio Gentili**, Department of General Psychology, University of Padova, Padova, Italy; **Pietro Pietrini**, IMT Institute for Advanced Studies, Lucca, Italy; **Pim Cuijpers**, Department of Clinical Psychology, VU University and EMGO Institute for Health and Care Research, Amsterdam, The Netherlands

**Correspondence:** Ioana A. Cristea, Babes-Bolyai University, Republicii 37 Street, Cluj-Napoca, Romania 400015. Email: ioana.cristea@ubbcluj.ro

First received 10 Dec 2015, final revision 6 Mar 2016, accepted 25 Jun 2016

## References

- Bekelman JE, Li Y, Gross CP. Scope and impact of financial conflicts of interest in biomedical research: a systematic review. *JAMA* 2003; **289**: 454–65.
- Lundh A, Sismondo S, Lexchin J, Busuioic OA, Bero L. Industry sponsorship and research outcome. *Cochrane Database Syst Rev* 2012; **12**: MR000033.
- Lexchin J, Bero LA, Djulbegovic B, Clark O. Pharmaceutical industry sponsorship and research outcome and quality: systematic review. *BMJ* 2003; **326**: 1167–70.
- Thompson DF. Understanding financial conflicts of interest. *N Engl J Med* 1993; **329**: 573–6.
- Melander H, Ahlqvist-Rastad J, Meijer G, Beermann B. Evidence based medicine—selective reporting from studies sponsored by pharmaceutical industry: review of studies in new drug applications. *BMJ* 2003; **326**: 1171–3.
- Turner EH, Matthews AM, Linardatos E, Tell RA, Rosenthal R. Selective publication of antidepressant trials and its influence on apparent efficacy. *N Engl J Med* 2008; **358**: 252–60.
- Gartlehner G, Morgan L, Thieda P, Fleg A. The effect of study sponsorship on a systematically evaluated body of evidence of head-to-head trials was modest: secondary analysis of a systematic review. *J Clin Epidemiol* 2010; **63**: 117–25.
- Baker CB, Johnsrud MT, Crismon ML, Rosenheck RA, Woods SW. Quantitative analysis of sponsorship bias in economic studies of antidepressants. *Br J Psychiatry* 2003; **183**: 498–506.
- Cuijpers P, Sijbrandij M, Koole SL, Andersson G, Beekman AT, Reynolds CF. The efficacy of psychotherapy and pharmacotherapy in treating depressive and anxiety disorders: a meta-analysis of direct comparisons. *World Psychiatry* 2013; **12**: 137–48.
- Imel ZE, Malterer MB, McKay KM, Wampold BE. A meta-analysis of psychotherapy and medication in unipolar depression and dysthymia. *J Affect Disord* 2008; **110**: 197–206.
- Cuijpers P, Turner EH, Mohr DC, Hofmann SG, Andersson G, Berking M, et al. Comparison of psychotherapies for adult depression to pill placebo control groups: a meta-analysis. *Psychol Med* 2014; **44**: 685–95.
- National Institute for Health and Clinical Excellence. *Treatment and Management of Depression in Adults, Including Adults with a Chronic Physical Health Problem*. NICE, 2009.
- Cuijpers P, van Straten A, Warmerdam L, Andersson G. Psychological treatment of depression: a meta-analytic database of randomized studies. *BMC Psychiatry* 2008; **8**: 36.
- Higgins JPT, Altman DG, Gotzsche PC, Juni P, Moher D, Oxman AD, et al. The Cochrane Collaboration's tool for assessing risk of bias in randomised trials. *BMJ* 2011; **343**: d5928.
- Hedges LV, Olkin I. *Statistical Methods for Meta-Analysis*. Academic Press, 1985.
- Borenstein M, Hedges LV, Higgins JPT, Rothstein HR. *Introduction to Meta-Analysis*. Wiley, 2009.
- Higgins JPT, Thompson SG, Deeks JJ, Altman DG. Measuring inconsistency in meta-analyses. *BMJ* 2003; **327**: 557–60.
- Ioannidis JPA, Patsopoulos NA, Evangelou E. Uncertainty in heterogeneity estimates in meta-analyses. *BMJ* 2007; **335**: 914–6.
- Orsini N, Botta M, Higgins J, Buchan I. *HETEROGI: Stata Module to Quantify Heterogeneity in a Meta-Analysis*. Boston College Department of Economics, 2006 (<http://econpapers.repec.org/software/bococode/s449201.htm>).
- Duval S, Tweedie R. Trim and fill: a simple funnel-plot-based method of testing and adjusting for publication bias in meta-analysis. *Biometrics* 2000; **56**: 455–63.
- Borenstein M, Hedges LV, Higgins JPT, Rothstein HR. *Introduction to Meta-Analysis*. Wiley, 2009.
- Barber JP, Barrett MS, Gallop R, Rynn MA, Rickels K. Short-term dynamic psychotherapy versus pharmacotherapy for major depressive disorder: a randomized, placebo-controlled trial. *J Clin Psychiatry* 2012; **73**: 66–73.
- Barrett JE, Williams JW, Oxman TE, Frank E, Katon W, Sullivan M, et al. Treatment of dysthymia and minor depression in primary care: a randomized trial in patients aged 18 to 59 years. *J Fam Pract* 2001; **50**: 405–12.
- Bedi N, Chilvers C, Churchill R, Dewey M, Duggan C, Fielding K, et al. Assessing effectiveness of treatment of depression in primary care. Partially randomised preference trial. *Br J Psychiatry* 2000; **177**: 312–8.
- Blackburn IM, Moore RG. Controlled acute and follow-up trial of cognitive therapy and pharmacotherapy in out-patients with recurrent depression. *Br J Psychiatry* 1997; **171**: 328–34.
- Blom MJB, Jonker K, Dusseldorp E, Spinhoven P, Hoencamp E, Haffmans J, et al. Combination treatment for acute depression is superior only when psychotherapy is added to medication. *Psychother Psychosom* 2007; **76**: 289–97.
- Browne G, Steiner M, Roberts J, Gafni A, Byrne C, Dunn E, et al. Sertraline and/or interpersonal psychotherapy for patients with dysthymic disorder in primary care: 6-month comparison with longitudinal 2-year follow-up of effectiveness and costs. *J Affect Disord* 2002; **68**: 317–30.
- David D, Szentagotai A, Lupu V, Cosman D. Rational emotive behavior therapy, cognitive therapy, and medication in the treatment of major depressive disorder: a randomized clinical trial, posttreatment outcomes, and six-month follow-up. *J Clin Psychol* 2008; **64**: 728–46.



- 29 Dekker JJM, Koelen JA, Van HL, Schoevers RA, Peen J, Hendriksen M, et al. Speed of action: the relative efficacy of short psychodynamic supportive psychotherapy and pharmacotherapy in the first 8 weeks of a treatment algorithm for depression. *J Affect Disord* 2008; **109**: 183–8.
- 30 DeRubeis RJ, Hollon SD, Amsterdam JD, Shelton RC, Young PR, Salomon RM, et al. Cognitive therapy vs medications in the treatment of moderate to severe depression. *Arch Gen Psychiatry* 2005; **62**: 409–16.
- 31 Dimidjian S, Hollon SD, Dobson KS, Schmaling KB, Kohlenberg RJ, Addis ME, et al. Randomized trial of behavioral activation, cognitive therapy, and antidepressant medication in the acute treatment of adults with major depression. *J Consult Clin Psychol* 2006; **74**: 658–70.
- 32 Dunlop BW, Kelley ME, Mletzko TC, Velasquez CM, Craighead WE, Mayberg HS. Depression beliefs, treatment preference, and outcomes in a randomized trial for major depressive disorder. *J Psychiatr Res* 2012; **46**: 375–81.
- 33 Dunner DL, Schmaling KB, Hendrickson H, Becker J, Lehman A, Bea C. Cognitive therapy versus fluoxetine in the treatment of dysthymic disorder. *Depression* 1996; **4**: 34–41.
- 34 Elkin I, Shea MT, Watkins JT, Imber SD, Sotsky SM, Collins JF, et al. National Institute of Mental Health Treatment of Depression Collaborative Research Program. General effectiveness of treatments. *Arch Gen Psychiatry* 1989; **46**: 971–82; discussion 983.
- 35 Faramarzi M, Alipor A, Esmaelzadeh S, Kheirkhah F, Poladi K, Pash H. Treatment of depression and anxiety in infertile women: cognitive behavioral therapy versus fluoxetine. *J Affect Disord* 2008; **108**: 159–64.
- 36 Finkenzeller DW, Zobel I, Rietz S, Schramm E, Berger M. Interpersonelle Psychotherapie und Pharmakotherapie bei Post-Stroke-Depression. *Nervenarzt* 2009; **80**: 805–12.
- 37 Frank E, Cassano GB, Rucci P, Thompson WK, Kraemer HC, Fagiolini A, et al. Predictors and moderators of time to remission of major depression with interpersonal psychotherapy and SSRI pharmacotherapy. *Psychol Med* 2011; **41**: 151–62.
- 38 Hegerl U, Hautzinger M, Mergl R, Kohlen R, Schütze M, Scheunemann W, et al. Effects of pharmacotherapy and psychotherapy in depressed primary-care patients: a randomized, controlled trial including a patients' choice arm. *Int J Neuropsychopharmacol* 2010; **13**: 31–44.
- 39 Hollon SD, DeRubeis RJ, Evans MD, Wiemer MJ, Garvey MJ, Grove WM, et al. Cognitive therapy and pharmacotherapy for depression. Singly and in combination. *Arch Gen Psychiatry* 1992; **49**: 774–81.
- 40 Jarrett RB, Schaffer M, McIntire D, Witt-Browder A, Kraft D, Risser RC. Treatment of atypical depression with cognitive therapy or phenelzine: a double-blind, placebo-controlled trial. *Arch Gen Psychiatry* 1999; **56**: 431–7.
- 41 Keller MB, McCullough JP, Klein DN, Arnow B, Dunner DL, Gelenberg AJ, et al. A Comparison of Nefazodone, the cognitive behavioral-analysis system of psychotherapy, and their combination for the treatment of chronic depression. *New Eng J Med* 2000; **342**: 1462–70.
- 42 Kennedy SH, Konarski JZ, Segal ZV, Lau MA, Bieling PJ, McIntyre RS, et al. Differences in brain glucose metabolism between responders to CBT and venlafaxine in a 16-week randomized controlled trial. *Am J Psychiatry* 2007; **164**: 778–88.
- 43 Markowitz JC, Kocsis JH, Bleiberg KL, Christos PJ, Sacks M. A comparative trial of psychotherapy and pharmacotherapy for 'pure' dysthymic patients. *J Affect Disord* 2005; **89**: 167–75.
- 44 Martin SD, Martin E, Rai SS, Richardson MA, Royall R. Brain blood flow changes in depressed patients treated with interpersonal psychotherapy or venlafaxine hydrochloride: preliminary findings. *Arch Gen Psychiatry* 2001; **58**: 641–8.
- 45 McKnight DL, Nelson-Gray RO, Barnhill J. Dexamethasone suppression test and response to cognitive therapy and antidepressant medication. *Behavior Therapy* 1992; **23**: 99–111.
- 46 McLean PD, Hakstian AR. Clinical depression: comparative efficacy of outpatient treatments. *J Consult Clin Psychol* 1979; **47**: 818–36.
- 47 Menchetti M, Rucci P, Bortolotti B, Bombi A, Scocco P, Kraemer HC, et al. Moderators of remission with interpersonal counselling or drug treatment in primary care patients with depression: randomised controlled trial. *Br J Psychiatry* 2014; **204**: 144–50.
- 48 Miranda J, Chung JY, Green BL, Krupnick J, Siddique J, Revicki DA, et al. Treating depression in predominantly low-income young minority women: a randomized controlled trial. *JAMA* 2003; **290**: 57–65.
- 49 Mohr DC, Boudewyn AC, Goodkin DE, Bostrom A, Epstein L. Comparative outcomes for individual cognitive-behavior therapy, supportive-expressive group psychotherapy, and sertraline for the treatment of depression in multiple sclerosis. *J Consult Clin Psychol* 2001; **69**: 942–9.
- 50 Moradveisi L, Huibers MJH, Renner F, Arasteh M, Arntz A. Behavioural activation v. antidepressant medication for treating depression in Iran: randomised trial. *Br J Psychiatry* 2013; **202**: 204–11.
- 51 Murphy GE, Simons AD, Wetzel RD, Lustman PJ. Cognitive therapy and pharmacotherapy. Singly and together in the treatment of depression. *Arch Gen Psychiatry* 1984; **41**: 33–41.
- 52 Mynors-Wallis LM, Gath DH, Day A, Baker F. Randomised controlled trial of problem solving treatment, antidepressant medication, and combined treatment for major depression in primary care. *BMJ* 2000; **320**: 26–30.
- 53 Mynors-Wallis LM, Gath DH, Lloyd-Thomas AR, Tomlinson D. Randomised controlled trial comparing problem solving treatment with amitriptyline and placebo for major depression in primary care. *BMJ* 1995; **310**: 441–5.
- 54 Parker G, Blanch B, Paterson A, Hadzi-Pavlovic D, Sheppard E, Manicavasagar V, et al. The superiority of antidepressant medication to cognitive behavior therapy in melancholic depressed patients: a 12-week single-blind randomized study. *Acta Psychiatr Scand* 2013; **128**: 271–81.
- 55 Quilty LC, McBride C, Bagby RM. Evidence for the cognitive mediational model of cognitive behavioural therapy for depression. *Psychol Med* 2008; **38**: 1531–41.
- 56 Rush AJ, Beck AT, Kovacs M, Hollon S. Comparative efficacy of cognitive therapy and pharmacotherapy in the treatment of depressed outpatients. *Cogn Ther Res* 1977; **1**: 17–37.
- 57 Salminen JK, Karlsson H, Hietala J, Kajander J, Aalto S, Markkula J, et al. Short-term psychodynamic psychotherapy and fluoxetine in major depressive disorder: a randomized comparative study. *Psychother Psychosom* 2008; **77**: 351–7.
- 58 Schulberg HC, Block MR, Madonia MJ, Scott CP, Rodriguez E, Imber SD, et al. Treating major depression in primary care practice. Eight-month clinical outcomes. *Arch Gen Psychiatry* 1996; **53**: 913–9.
- 59 Scott AI, Freeman CP. Edinburgh primary care depression study: treatment outcome, patient satisfaction, and cost after 16 weeks. *BMJ* 1992; **304**: 883–7.
- 60 Shamsaei F, Rahimi A, Zarabian MK, Sedehi M. Efficacy of pharmacotherapy and cognitive therapy, alone and in combination in major depressive disorder. *Hong Kong J Psychiatry* 2008; **18**: 76.
- 61 Sharp DJ, Chew-Graham C, Tylee A, Lewis G, Howard L, Anderson I, et al. A pragmatic randomised controlled trial to compare antidepressants with a community-based psychosocial intervention for the treatment of women with postnatal depression: the RESPOND trial. *Health Technol Assess* 2010; **14**: iii–iv, ix–xi, 1–153.
- 62 Sloane RB, Staples FR, Schneider LS. Interpersonal therapy vs. nortriptyline for depression in the elderly. In *Clinical and Pharmacological Studies in Psychiatric Disorders* (ed GD Burrows, TR Norman and L Dennerstein): 344–6. John Libbey, 1985.
- 63 Thompson LW, Coon DW, Gallagher-Thompson D, Sommer BR, Koin D. Comparison of desipramine and cognitive/behavioral therapy in the treatment of elderly outpatients with mild-to-moderate depression. *Am J Geriatr Psychiatry* 2001; **9**: 225–40.
- 64 Weissman MM, Prusoff BA, Dimascio A, Neu C, Goklaney M, Klerman GL. The efficacy of drugs and psychotherapy in the treatment of acute depressive episodes. *Am J Psychiatry* 1979; **136**: 555–8.
- 65 Williams JW, Barrett J, Oxman T, Frank E, Katon W, Sullivan M, et al. Treatment of dysthymia and minor depression in primary care: a randomized controlled trial in older adults. *JAMA* 2000; **284**: 1519–26.
- 66 Zu S, Xiang Y-T, Liu J, Zhang L, Wang G, Ma X, et al. A comparison of cognitive-behavioral therapy, antidepressants, their combination and standard treatment for Chinese patients with moderate-severe major depressive disorders. *J Affect Disord* 2014; **152–4**: 262–7.
- 67 Imel ZE, Malterer MB, McKay KM, Wampold BE. A meta-analysis of psychotherapy and medication in unipolar depression and dysthymia. *J Affect Disord* 2008; **110**: 197–206.
- 68 Cuijpers P, Turner EH, Koole SL, van Dijke A, Smit F. What is the threshold for a clinically relevant effect? The case of major depressive disorders. *Depress Anxiety* 2014; **31**: 374–8.
- 69 Cipriani A, Furukawa TA, Salanti G, Geddes JR, Higgins JP, Churchill R, et al. Comparative efficacy and acceptability of 12 new-generation antidepressants: a multiple-treatments meta-analysis. *Lancet* 2009; **373**: 746–58.
- 70 Cuijpers P, van Straten A, Andersson G, van Oppen P. Psychotherapy for depression in adults: a meta-analysis of comparative outcome studies. *J Consult Clin Psychol* 2008; **76**: 909–22.
- 71 Okike K, Kocher MS, Mehlman CT, Bhandari M. Industry-sponsored research. *Injury* 2008; **39**: 666–80.
- 72 Eisner M, Humphreys DK, Wilson P, Gardner F. Disclosure of financial conflicts of interests in interventions to improve child psychosocial health: a cross-sectional study. *PLoS One* 2015; **10**: e0142803.

