

VU Research Portal

Clomiphene Citrate in PCOS

Weiss, N.S.

2018

document version

Publisher's PDF, also known as Version of record

[Link to publication in VU Research Portal](#)

citation for published version (APA)

Weiss, N. S. (2018). *Clomiphene Citrate in PCOS*. [, Vrije Universiteit Amsterdam].

General rights

Copyright and moral rights for the publications made accessible in the public portal are retained by the authors and/or other copyright owners and it is a condition of accessing publications that users recognise and abide by the legal requirements associated with these rights.

- Users may download and print one copy of any publication from the public portal for the purpose of private study or research.
- You may not further distribute the material or use it for any profit-making activity or commercial gain
- You may freely distribute the URL identifying the publication in the public portal

Take down policy




If you believe that this document breaches copyright please contact us providing details, and we will remove access to the work immediately and investigate your claim.

E-mail address:

vuresearchportal.ub@vu.nl

Women's perspectives on
ovulation induction with or
without IUI as treatment for
normogonadotropic anovulation;
A discrete choice experiment

Weiss NS, Schreurs AMF, van der Veen F, Hompes PGA,
Lambalk CB, Mol BWJ, van Wely M



ABSTRACT

Study question: What are the treatment preferences of women with normogonadotrophic anovulation treated with ovulation induction with or without intrauterine insemination (IUI)?

Summary answer: Women with normogonadotrophic anovulation differ in their treatment preference; half of them base their preference on the lowest burden and half of them on the highest effectiveness.

What is known already: Common treatments for anovulatory women who wish to conceive are ovulation induction using clomiphene citrate or letrozole taken in tablet form or with injections containing gonadotrophins, all optionally combined with IUI. Patient preferences for these alternatives have not yet been examined in these women.

Study design, size and duration: Between August 2014 and February 2017 we conducted a multicentre discrete choice experiment (DCE). The target sample size was calculated by including 20 women for six attributes in the main analysis resulting in the inclusion of 120 women to be able to assess heterogeneity across choices.

Participants/materials, setting, methods: We invited treatment-naive women diagnosed with normogonadotrophic anovulation and visiting the outpatient clinic of five Dutch centers (three teaching hospitals and two university hospitals) to participate in the DCE by completing a printed questionnaire. We asked women to indicate their preference in hypothetical alternative treatment scenarios by offering a series of choice sets from which they were to choose their preferred alternatives. The choice sets contained several treatment characteristics of interest, i.e. attributes concerning ovulation induction with clomiphene citrate or letrozole versus gonadotrophins, as well as intercourse and IUI. We selected six attributes: number of visits to the outpatient clinic during treatment; type of medication; intercourse or IUI; risk of side effects; willingness to pay; and pregnancy chances leading to the birth of a child after six treatment cycles.

We used a multinomial logit model to determine the preferences of women and investigated heterogeneity in preferences through latent class analysis. To determine if women were willing to make a trade-off for higher pregnancy rates at the expense of a higher burden, we calculated the marginal rate of substitution.

Main results and the role of chance: The questionnaire was completed by 145 women. All six attributes influenced women's treatment preferences and those valued as most important were low risk of side effects, a minimal number of hospital visits and intercourse. A total of 55% of women were driven by the wish to conceive with the least medical interference and lowest burden. The remaining women were success driven and chose mainly for the highest chances to conceive, regardless of the burden. Age and duration of subfertility did not significantly differ between these women. Women were willing to trade-off some burden and costs for higher pregnancy chances.

Limitations / reasons for caution: The sample size of our study is relatively small which made it not possible to perform inter- action tests and subgroup analyses.

Wider implications of the findings: Our results may be used during the counseling of couples about their treatment options. These findings are an argument to explore if a woman prefers potentially fast success or a medically less intense route that might take longer. The preference for the less intense route would lead to the continuation of ovulation induction with oral drugs such as clomiphene citrate or letrozole rather than treatment with injected gonadotrophins, or even IVF.

Study funding / competing interest(s): B.W.M. is supported by a NHMRC Practitioner Fellowship (GNT1082548). B.W.M. reports consultancy for Merck, ObsEva and Guerbet. CBL reports grants from Merck and Ferring.

INTRODUCTION

Shared decision-making begins with an understanding of patient preferences.¹ There is increasing interest in patient-centeredness within reproductive medicine since patients not only value the effectiveness of a treatment but also the burden, safety and costs. The trade-offs they make can be very different between patients.^{2,3} Dropout rates in couples undergoing fertility treatment are reported to be ~50% and are mainly a result of emotional distress.⁴ Insight into treatment preferences may help to counsel the woman for an individualized treatment strategy, thereby improving patient compliance by preventing dropout.^{5,6}

Approximately 20% of fertility treatment concerns ovulation induction in women with normogonadotrophic normo-estrogenic anovulation, or oligo-ovulation.⁷

Ovulation may be induced with oral agents such as clomiphene citrate and letrozole or parenteral drugs such as gonadotrophins.⁸⁻¹⁰ There are several meaningful differences between these medications. Although clomiphene citrate and letrozole can be taken orally, they can cause side effects. Clomiphene citrate may induce flushes and mood swings whereas letrozole can give headache and abdominal cramps. Gonadotrophins can only be administered by subcutaneous injection, but tend to have fewer side effects than clomiphene citrate.^{9,11} Since the oral agents are much cheaper than gonadotrophins and monitoring of these cycles takes fewer hospital visits than monitoring cycles stimulated with gonadotrophins, the treatment with oral agents is remarkably less costly.^{12,13} Around ovulation, conception can be realized by either intercourse or intrauterine insemination (IUI).¹⁴

To explore whether women prefer fast success or a medically less intense road that might take longer, we evaluated the treatment preferences of women with normogonadotrophic anovulation undergoing ovulation induction with or without IUI by means of a discrete choice experiment (DCE). DCEs have become a commonly applied approach over recent years.^{15,16} The method involves asking individuals to indicate their preference in hypothetical alternative treatment scenarios by offering a series of choice sets from which they are to choose their preferred alternatives. The choice sets contain several treatment characteristics of interest, i.e. attributes.^{17,18} The attributes are commonly defined by a literature review and by the expert opinions of focus groups of health care workers who are experienced in the subject under study.

MATERIALS AND METHODS

Women diagnosed with normogonadotrophic anovulation who were visiting the outpatient clinics of five Dutch hospitals and who had never undergone fertility treatment were invited to participate in the study. Being treatment-naïve prevented any bias that

women might have based on their knowledge and experiences with previous treatments. Women who gave their informed consent to participate in this study received a printed questionnaire with 28 fictional scenarios, presented in 14 questions. Each question consisted of two fictional treatment options. The women were asked, for each scenario, to choose their preferred treatment (Table I). The scenarios included features concerning ovulation induction with clomiphene citrate or letrozole versus gonadotrophins as well as features about intercourse and IUI. Women had to be able to understand the questionnaire, which was written in Dutch. We asked women to complete the questionnaire before starting ovulation induction or when they had just started ovulation induction. If the questionnaire had not been returned within a few weeks, we sent out a reminder.

Table I. Example of discrete choice question in the DCE questionnaire.

Scenario 1	Treatment A	Treatment B
Number of hospital visits during one treatment cycle	2	4
Ovarian stimulation	Tablets for 5 days	Tablets for 5 days
Place of fertilization	Insemination at the hospital	Insemination at the hospital
Side effects per treatment	Existing	Non existing
Financial contribution	None	None
Chance of conceiving after six treatment cycles	45 out of 100 (45%)	40 out of 100 (40%)
I choose	A <input type="checkbox"/>	B <input type="checkbox"/>

The DCE design of this study was based on a report of the International Society of Pharmacoeconomics and Outcomes Research (ISPOR) for good research practices for a Conjoint Analysis Task Force, which is a widely used guideline for designing a DCE study.^{18,19} We defined the attributes in the DCE based on the expert opinions of a focus group consisting of gynecologists working in one of the participating hospitals and specialized in treating women with anovulation. Also experts on DCE testing from one of the hospitals were consulted to create the final questionnaire. We selected six attributes that were most frequently indicated by the experts: number of visits to the outpatient clinic during treatment; type of medication; intercourse or IUI; side effects; willingness to pay; and chances of the birth of a child after six treatment cycles. These six attributes cover the areas of 'burden', 'costs' and 'effectiveness'. The levels assigned to the attributes were also based on the opinion of the experts. A summary of the attributes and their features, i.e. 'levels' is shown in Table II.

The six attributes and their levels generated a total of 144 (24 × 32) possible scenarios. We selected an independent sample of 13 scenarios using a design meeting the main criteria

for an efficient DCE design.^{20,21} We used Ngene design software to draw a most efficient design (version 1.1.1 Choicemetrics Pty Ltd, Sydney, NSW, Australia).

Table II. Attributes and levels used in the discrete choice experiment design

Attribute	Level
Number of hospital visits during one treatment cycle	0
	2
	4
Ovarian stimulation	Tablets for 5 days
	12 injections
Place of fertilization	Intercourse at home
	IUI at the hospital
Sides effects per treatment	Non existing
	Existing
Contribution	None
	€500
Chance of conceiving after 6 treatment cycles	40 out of 100 (40%)
	45 out of 100 (45%)
	50 out of 100 (50%)

Next, a check for internal consistency was included by adding a dominance test comprising a total of 14 scenarios in the questionnaire. The dominance test is a treatment scenario in which one option is set to be optimal, i.e. all levels are equal to or better than the other option (Table III). Therefore, if the woman chooses the suboptimal treatment one can conclude that she does not understand the questionnaire and the results cannot be used for analysis.

We included additional questions to collect baseline characteristics, i.e. age, educational level, duration of subfertility and possible fear of injections. There was also one open-ended question for the women to endorse their answers and add comments.

We introduced a pilot version of the questionnaire in one of the participating hospitals, to identify any inconsistencies in the questionnaire. After receiving 20 completed questionnaires, the pilot version was tested for internal validity. The dominance test was filled in correctly by all 20 women. Basic analysis suggested our expected direction of effect for all attributes. For the attribute 'chance of conceiving' a smaller effect was seen than we expected with much heterogeneity in response. We interpreted this as being caused by the relatively small differences in levels: a 40% versus 42% versus 44% chance of conceiving. Therefore, this attribute was adjusted by enlarging the thresholds of the levels to 40% versus 45% versus 50% chance of conceiving. The 20 women had no negative comments

on the DCE therefore no other changes were made. Subsequently, the DCE was expanded to the four other hospitals.

We calculated the sample size by using a rule of thumb of 20 women per attribute. Since our DCE contained 6 attributes, a minimum of 120 women was expected to be able to assess heterogeneity across choices. This was confirmed by assessing the size effect measures of the pilot data.

Table III. Dominance test included in DCE design for intern validity.

Scenario 4	Treatment A	Treatment B
Number of hospital visits during one treatment cycle	2	4
Ovarian stimulation	Tablets for 5 days	12 injections
Place of fertilisation	Intercourse at home	Insemination at the hospital
Side effects per treatment	Non existing	Existing
Contribution	None	€500
Chance of conceiving after 6 treatment cycles	50 out of 100 (50%)	40 out of 100 (40%)
I choose	A <input type="checkbox"/>	B <input type="checkbox"/>

Statistical analyses

We estimated the importance that women placed on each attribute level using a main-effects (no interactions) multinomial logit model, as recently described²² We included the attribute 'chance of conceiving' as a continuous variable. All other attributes were included as categorical variables. A statistically significant coefficient indicated that women considered that attribute important.

We investigated preference heterogeneity through latent class analysis (LCA). With LCA one can study whether women have comparable patterns of preference in order to estimate the probability that each woman belongs to a certain class.²² We assigned women to the latent class for which they had the highest probability. We determined the association between selected patient characteristics and latent class membership using univariable and multivariable logistic regression models. We included women's age, parity and duration of subfertility a priori in view of their expected preference effect to these attributes on choice-making. Finally, we determined the increase in the chances of conceiving required for women to accept a treatment with an undesirable attribute, called the marginal rate of substitution (MRS), i.e. the trade-off that women are willing to make for higher pregnancy rates.²² The median and 95% CI of the MRS were estimated through Monte Carlo sampling. All analyses were performed using SPSS 22 (IBM: IL, USA) and R (version 3.1.2; <http://www.r-project.org>).

Ethical approval

The Medical Ethical Committee of the Academic Medical Centre of Amsterdam approved the use of the DCE.

RESULTS

The study was performed between August 2014 and February 2017 in three teaching hospitals and two university hospitals in the Netherlands. A total of 234 women met the inclusion criteria and received the questionnaires. The response rate was 62%, with 145 returned questionnaires and these questionnaires were all included for analysis. The dominance question was answered correctly by all women.

Characteristics of participating women

The baseline characteristics of the women are shown in Table IV. The mean age was 30 years (range 23–40). The majority of women was highly educated (80%) and primary subfertile (81%) with a median duration of subfertility of 12.6 months. There were 29 women (23%) who reported having moderate to extreme fear of injections.

Attributes defining the choice for treatment

All attributes contributed to the choice for treatment (Table V). The most important attributes were intercourse versus IUI (coefficient 1.8 [95% CI 1.61–1.99]), no hospital visits compared to four visits (95% CI 1.68 [1.97–1.51]) and having no side effects versus having side effects (coefficient 1.68 [95% CI 1.8–1.46]). The chances to conceive showed a linear effect with women's preferences; for every 1% increase in chance, the coefficient increased by 10% (coefficient 0.10 [95% CI 0.075 to 0.125]).

Preference heterogeneity

LCA identified two subgroups of women. Over half of the women (Latent Class 1; 55%) preferred tablets over injections, having no side effects, no hospital visits and intercourse over IUI. The remaining women (Latent Class 2; 45%) chose mainly for the highest chances to conceive despite the need for injections, possible side effects and more hospital visits. Coefficients per attribute for both subgroups are shown in Table V.

We performed a univariable analysis on the characteristics 'age' and 'duration of subfertility' within the LCA. The women of Latent class 1 were on average 4 years younger and their duration of subfertility was on average 3 months shorter; these differences were not statistically different ($P = 0.24$ and 0.37 respectively, Table VI).

The MRS

The MRS analysis showed that women were willing to accept injections over tablets for an increase of 6.8% in the chances to conceive. Two hospital visits per treatment cycle versus no visits as well as personal costs of €500 were accepted if there would be an 8.9% increase in the chances to become pregnant.

For the presence of side effects, requiring four hospital visits per cycle and IUI versus intercourse the trade-offs for the chance of pregnancy were 14, 14 and 15%, respectively (Table VII).

Table IV. Patient characteristics of responders at inclusion.^a

Characteristic	
Mean age in years (range)	30 (23-40)
Median duration of subfertility in months (range)	12.6 (0.9-197.6)
Characteristic	n (%)
Highest level of education	
Primary	0 (0)
Secondary	29 (20.0)
Tertiary	116 (80.0)
Income	
Below average	5 (3.4)
Average	32 (22.1)
Above average	101 (69.7)
Does not want to tell	7 (4.9)
Fear of needles/injections*	
None	49 (38.3)
Some	50 (39.1)
Moderate	20 (15.6)
Severe	6 (4.7)
Extreme	3 (2.3)
Parity	
1	27 (18.6)
0	118 (81.4)

^a Responders, N=145

*Responders, N=128 (question was added during the pilot study)

Table V. Multinomial regression analysis and two latent class analyses

Attributes	Multinomial regression		Latent class 1 55%		Latent class 2 45%	
	coeff	95% CI	coeff	95% CI	coeff	95% CI
Intercept	-7.65		-7.67		-7.64	
Chance on conceiving per 1% (40% to 50%)	0.12	0.095 to 0.15	0.075	0.039 to 1.11	0.16	0.11 to 0.21
Side effects (yes vs no)	-1.68	-1.80 to -1.46	-1.89	-2.17 to -1.61	-1.37	-1.62 to -1.12
Stimulation (injections vs tablets)	-0.83	-0.99 to -0.66	-1.41	-1.78 to -1.04	-0.35	-0.02 to -0.68
Number of hospital visits						
0	ref		ref		Ref	Ref
2	-1.07	-1.33 to -0.81	-1.50	-1.97 to -1.03	-0.87	-1.05 to -0.59
4	-1.68	-1.97 to -1.51	-2.35	-2.86 to -1.85	-1.20	-1.53 to -0.87
Intercourse vs IUI	1.80	1.61 to 1.99	2.71	2.26 to 2.09	1.13	0.66 to 1.60
Costs vs no costs	-1.08	-1.26 to -0.88	-1.13	-0.83 to -1.43	-0.84	-1.14 to -0.54
2log likelihood	-611				-582	
Pseudo R2	0.322				0.328	
cAIC*	1185				1102	

*cAIC = consistent Akaike Info Criterion

Table VI. Two latent class analyses – patient characteristics

Patient characteristics	Latent class I 55% of women mean (95%-CI)	Latent class II 45% of women mean (95%-CI)	Univariable analysis
Age (years)	28.2 (25.0-31.5)	32.1 (29.0-35.2)	0.24
Duration of subfertility (months)	8.2 (6.0-10.4)	11.3 (8.9 - 13.7)	0.37

Table VII. Marginal rate of substitution

Attribute	% Increase in chance of conceiving to accept the undesirable attribute	
	Level	Overall (95% CI*)
Side effects	Yes versus no	14 (9.7 - 18)
Injections	Yes versus no	6.8 (1.9 - 12)
Number of visits	2 versus 0	8.9 (3.4 - 14)
	4 versus 0	14 (7.2 - 21)
Place of fertilization	IUI versus intercourse	15 (8.3 - 22)
Costs	€500,- versus no costs	8.9 (3.2 - 15)

*CI interval was based on the Krinsky Robb method adjusted for class probabilities.

DISCUSSION

This preference study among 145 women with normogonadotrophic anovulation who wished to conceive showed that all six selected attributes played a significant role in their preferences for treatment. Three attributes were valued as most important: low risk of side effects, a minimal number of hospital visits and intercourse. A small majority of women was driven by the wish to conceive with least medical interference and lowest burden, while the other women were primarily success driven and chose mainly for the highest chances to conceive. Age and duration of subfertility did not significantly differ between these women. Women were willing to trade-off some burden and costs for higher pregnancy chances. A strength of our study is that it was designed following the checklist of the report of the ISPOR Conjoint Analysis Experimental Design Good Research Practices Task Force.¹⁸ In addition, we performed a pilot study after which we made appropriate adjustments to the DCE. All women answered the dominance test correctly, which is why we assume that the questionnaire was easy to understand for the women, most of whom were highly educated. Another strength is that we solely included treatment-naïve women; our rationale was that women who had previously undergone one of the treatments either successfully or unsuccessfully, may answer the questionnaire with a strong preference or dislike for one or the other treatment without actually considering the different features.

The main limitation of the present DCE is its relatively small sample size. For a full DCE, including interaction tests and subgroup analyses, a sample size of at least 500 women would be required. Another limitation is that the response rate was only moderate, possibly leading to selection bias. On the other hand, our sample size, composition of the population and response rate is comparable with other recently published DCEs, which is why we assume that our data are more widely applicable.^{23,24}

Finally, our cohort is quite homogeneous including mainly highly educated women earning an above average income. Since women with a high educational level and income are less likely to have a positive perspective on care, whereas women with a lower occupational status experience more anxiety, our results may not necessarily extrapolate to all women.^{25,26} Also, the facts that our population had easy access to fertility care (as most fertility clinics offer ovulation induction) and that IUI is reimbursed in the Netherlands have to be taken into account when generalizing the data.

There are no previous studies on women's preferences in the treatment of anovulation comparing oral agents with gonadotrophins, both with or without IUI. There is one preference study using interviews with women with clomiphene citrate-resistant polycystic ovary syndrome comparing gonadotrophins with laparoscopic electrocautery of the ovaries.²⁷ There are two studies on subfertile women with various underlying causes, one of which used DCE-techniques and the other examined willingness to pay and conjoint analysis. All three preference studies show that pregnancy rates are the leading factor

for women when deciding on a specific treatment.²⁸⁻³⁰ In contrast, in our study the majority of women chose mainly an approach with the lowest treatment burden. This discrepancy with the previous studies is probably caused by the fact that we, unlike the other studies, examined treatment-naïve women. It seems likely that women who have experienced numerous failed treatment cycles, as was the case in the other studies, prefer a treatment with a high success rate and would therefore accept a fair amount of burden. This concept is supported by the comments found in the open-ended question of our DCE (data not shown).

Our results emphasize that effectiveness, i.e. pregnancy chances, are not the sole important issue in fertility care. This supports the outcomes of a focus group study, a survey study and a systematic review that found that aspects such as having a lead physician, seeing trained fertility nurses, physical comfort, accessibility and information provision can help to improve women's satisfaction with fertility treatment and care.^{25,28,29,31} This, in turn, may prevent women dropping out of treatment.⁶

In our study, most women preferred having intercourse over IUI but were willing to accept IUI when pregnancy chances rise significantly. This trade-off is comparable with the results of a preference study that examined subfertile couples and their preferences on insemination.³² On the subject of IUI, we must take into account the present discussion on the effectiveness of this treatment.^{33,34}

Implications for practice and future research

The results of our study can be used during the counseling of couples about their treatment options. We suggest the development of a simple, practical decision tool that can help to distinguish the personal preference of an anovulatory woman consulting a fertility clinic before she starts treatment. These findings are an argument to explore whether a woman prefers possible fast success (i.e. time to pregnancy) or a medically less intense route that might take longer. The preference for a less intense route would lead to the continuation of ovulation induction with oral drugs, such as clomiphene citrate or letrozole, rather than treatment with gonadotrophins or even IVF.

Funding

BWM is supported by a National Health Medical Research Council (NHMRC) Practitioner Fellowship (GNT1082548).

Conflict of interest

CBL reports grants from Merck and Ferring. BWM reports consultancy for Merck, ObsEva and Guerbet.

REFERENCES

1. Towle A, Godolphin W. Framework for teaching and learning informed shared decision making. *BMJ* 1999; 319(7212): 766-71.
2. Dancet EA, D'Hooghe TM, van der Veen F, et al. "Patient-centered fertility treatment": what is required? *Fertil Steril* 2014; 101(4): 924-6.
3. Duthie EA, Cooper A, Davis JB, et al. A conceptual framework for patient-centered fertility treatment. *Reprod Health* 2017; 14(1): 114.
4. Brandes M, van der Steen JO, Bokdam SB, et al. When and why do subfertile couples discontinue their fertility care? A longitudinal cohort study in a secondary care subfertility population. *Hum Reprod* 2009; 24(12): 3127-35.
5. Dancet EA, Van Empel IW, Rober P, Nelen WL, Kremer JA, D'Hooghe TM. Patient-centred infertility care: a qualitative study to listen to the patient's voice. *Hum Reprod* 2011; 26(4): 827-33.
6. Pedro J, Canavaro MC, Boivin J, Gameiro S. Positive experiences of patient-centred care are associated with intentions to comply with fertility treatment: findings from the validation of the Portuguese version of the PCQ-Infertility tool. *Hum Reprod* 2013; 28(9): 2462-72.
7. Brown J, Farquhar C, Beck J, Boothroyd C, Hughes E. Clomiphene and anti-oestrogens for ovulation induction in PCOS. *Cochrane Database Syst Rev* 2009; (4): CD002249.
8. NICE. Fertility: Assessment and Treatment for People with Fertility Problems. 2013.
9. Legro RS. Ovulation induction in polycystic ovary syndrome: Current options. *Best Pract Res Clin Obstet Gynaecol* 2016; 37: 152-9.
10. Wang R, Kim BV, van Wely M, et al. Treatment strategies for women with WHO group II anovulation: systematic review and network meta-analysis. *BMJ* 2017; 356: j138.
11. Legro RS, Zhang H, Eunice Kennedy Shriver NRMN. Letrozole or clomiphene for infertility in the polycystic ovary syndrome. *N Engl J Med* 2014; 371(15): 1463-4.
12. Homburg R, Hendriks ML, Konig TE, et al. Clomifene citrate or low-dose FSH for the first-line treatment of infertile women with anovulation associated with polycystic ovary syndrome: a prospective randomized multinational study. *Hum Reprod* 2012; 27(2): 468-73.
13. Balen AH. Ovulation induction in the management of anovulatory polycystic ovary syndrome. *Mol Cell Endocrinol* 2013; 373(1-2): 77-82.
14. Hughes EG. The effectiveness of ovulation induction and intrauterine insemination in the treatment of persistent infertility: a meta-analysis. *Hum Reprod* 1997; 12(9): 1865-72.
15. Harrison M, Rigby D, Vass C, Flynn T, Louviere J, Payne K. Risk as an attribute in discrete choice experiments: a systematic review of the literature. *Patient* 2014; 7(2): 151-70.
16. Kleij KS, Tangermann U, Amelung VE, Krauth C. Patients' preferences for primary health care - a systematic literature review of discrete choice experiments. *BMC Health Serv Res* 2017; 17(1): 476.
17. Ryan M, Bate A, Eastmond CJ, Ludbrook A. Use of discrete choice experiments to elicit preferences. *Qual Health Care* 2001; 10 Suppl 1: i55-60.
18. Reed Johnson F, Lancsar E, Marshall D, et al. Constructing experimental designs for discrete-choice experiments: report of the ISPOR Conjoint Analysis Experimental Design Good Research Practices Task Force. *Value Health* 2013; 16(1): 3-13.
19. Hauber AB, Gonzalez JM, Groothuis-Oudshoorn CG, et al. Statistical Methods for the Analysis of Discrete Choice Experiments: A Report of the ISPOR Conjoint Analysis Good Research Practices Task Force. *Value Health* 2016; 19(4): 300-15.

20. Huber J ZK. The Importance of Utility Balance in Efficient Choice Designs. *J Mark Res* 1996; 333: 307-17.
21. Carlsson F, Martinsson P. Design techniques for stated preference methods in health economics. *Health Econ* 2003; 12(4): 281-94.
22. Hazlewood GS, Bombardier C, Tomlinson G, et al. Treatment preferences of patients with early rheumatoid arthritis: a discrete-choice experiment. *Rheumatology (Oxford)* 2016.
23. van den Wijngaard L, Rodijk IC, van der Veen F, et al. Patient preference for a long-acting recombinant FSH product in ovarian hyperstimulation in IVF: a discrete choice experiment. *Hum Reprod* 2015; 30(2): 331-7.
24. Hentzen J, Verschoor MA, Lemmers M, Ankum WM, Mol BWJ, van Wely M. Factors influencing women's preferences for subsequent management in the event of incomplete evacuation of the uterus after misoprostol treatment for miscarriage. *Hum Reprod* 2017: 1-10.
25. Dancet EA, Nelen WL, Sermeus W, De Leeuw L, Kremer JA, D'Hooghe TM. The patients' perspective on fertility care: a systematic review. *Hum Reprod Update* 2010; 16(5): 467-87.
26. Gameiro S, Boivin J, Dancet E, et al. ESHRE guideline: routine psychosocial care in infertility and medically assisted reproduction-a guide for fertility staff. *Hum Reprod* 2015; 30(11): 2476-85.
27. Bayram N, van Wely M, van der Veen F, Bossuyt PM, Nieuwkerk P. Treatment preferences and trade-offs for ovulation induction in clomiphene citrate-resistant patients with polycystic ovary syndrome. *Fertil Steril* 2005; 84(2): 420-5.
28. van Empel IW, Dancet EA, Koolman XH, et al. Physicians underestimate the importance of patient-centredness to patients: a discrete choice experiment in fertility care. *Hum Reprod* 2011; 26(3): 584-93.
29. van Empel IW, Hermens RP, Akkermans RP, Hollander KW, Nelen WL, Kremer JA. Organizational determinants of patient-centered fertility care: a multilevel analysis. *Fertil Steril* 2011; 95(2): 513-9.
30. Palumbo A, De La Fuente P, Rodriguez M, et al. Willingness to pay and conjoint analysis to determine women's preferences for ovarian stimulating hormones in the treatment of infertility in Spain. *Hum Reprod* 2011; 26(7): 1790-8.
31. Dancet EA, D'Hooghe TM, Sermeus W, et al. Patients from across Europe have similar views on patient-centred care: an international multilingual qualitative study in infertility care. *Hum Reprod* 2012; 27(6): 1702-11.
32. Steures P, Berkhout JC, Hompes PG, et al. Patients' preferences in deciding between intrauterine insemination and expectant management. *Hum Reprod* 2005; 20(3): 752-5.
33. Nahuis MJ, Weiss NS, van der Veen F, et al. The M-OVIN study: does switching treatment to FSH and / or IUI lead to higher pregnancy rates in a subset of women with world health organization type II anovulation not conceiving after six ovulatory cycles with clomiphene citrate - a randomised controlled trial. *BMC Womens Health* 2013; 13: 42.
34. Tjon-Kon-Fat RI, Bendsdorp AJ, Scholten I, et al. IUI and IVF for unexplained subfertility: where did we go wrong? *Hum Reprod* 2016; 31(12): 2665-7.